

INNOMOTICS

List Price LP-Mot/208 effective 15th April 2026

SALOC

Authorised Channel Partner
SALOC Technologies Pvt. Ltd.,

#274/14, New Guddada halli, Mysore Road,
Bangalore - 560026, Karnataka .


Phone : 91-80-2675 5000

Mobile / WhatsApp : 91-98684 47828

Mail to : sales@saloc.in Website : www.saloc.in

It's time for new reliable motion.

Siemens motors
are now Innomotics





Motor configuration at your fingertips



Introducing SPC tool – an online configurator tool for Innomotics Moves! Motors

Product Configuration tool: Getting customized Innomotics Moves! motor documents is now faster and easier than ever before.

The SPC tool enables you to get easy and un-restricted access to the Innomotics Moves! motors portfolio and its comprehensive range of documents anytime, anywhere Independently.



Round-the-clock
Access



Comprehensive
Document Downloads



Simple & User
Friendly Interface

CAD drawings for variety of CAD softwares including 3D models also available.

To know more, Please contact nearest sales representative
or scan QR code.

SALOC

INNOMOTICS

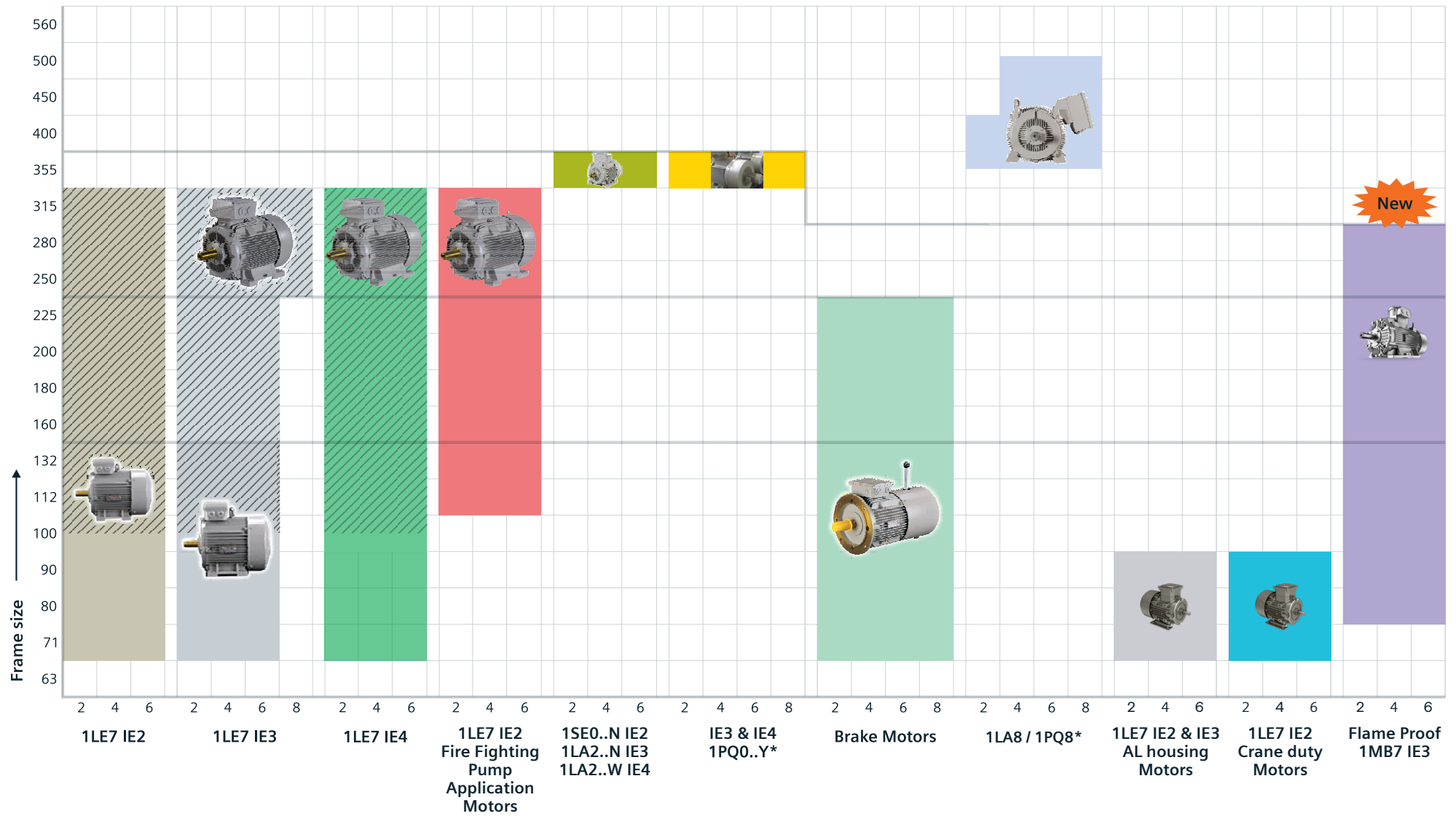
Sr. No.	Topic		Page no.
All motors are Totally Enclosed Fan Cooled (TEFC) with Squirrel Cage Rotor			
1	Flame proof 1MB7 Motors	IE3	6- 7
2	Price Add-ons: <i>Non-standard features / Accessories - for 1MB7 series of motors</i>		8- 12
3	Severe Duty 1LE7 Series Frame Size 71 - 315	IE4	15 - 16
4	Severe Duty 1LE7 Series Frame Size 71 - 315	IE3	17 - 19
5	Severe Duty 1LE7 Increased Power Line Motors	IE3	20
6	Severe Duty 1LE7 Series Frame Size 71 - 315	IE2	21 - 22
7	Severe Duty 1LE7 Increased Power Line Motors	IE2	23
8	Severe Duty 1LE7 Crane duty Motors	IE2	25- 26
9	Severe Duty 1LE7 Fire Fighting Pump Application Motors	IE2	27
10	Price Add-ons: <i>Non-standard features / Accessories - for 1LE7 series of motors</i>		29- 34
11	Aluminum housing 1LE7 Motors	IE3	36
12	Aluminum housing 1LE7 Motors	IE2	37
13	Price Add-ons: <i>Non-standard features / Accessories - for Aluminum housing 1LE7 series of motors</i>		38- 39
14	CHAMPION Series Motors - 355 Frame size 1SE0..N	IE2	41
	1LA2..N & 1SE0..Y	IE3	
	1PQ0 Motors for VFD fed Constant Torque Applications	IE3	42
	1LA2..W	IE4	43
	1PQ0 Motors for VFD fed Constant Torque Applications	IE4	
15	1LA8 N Compact Motors		45
16	1PQ8 N Compact Motors for VFD fed Constant Torque Applications		46
17	Price Add-ons: <i>Non-standard features / Accessories - For 1SE0, 1LA2, 1PQ0 and 1LA8 [1PQ8]</i>		47- 48

For Technical details, Please refer catalogues or contact our nearest sales office.

- This replaces our price list LP-Mot/207, 10th November 2025.
- Prices are subject to change without notice.
- Prices are ex-works/ex-godown and excluding GST which will be charged extra as actuals.
- While motor output is given in kW and HP, the former is binding.

LV Motors Range

SALOC



IC 416 is possible for frame 100 onwards.


* 1PQ0..Y & 1PQ8 motor is available in IC416 cooling only.

SALOC

INNOMOTICS

Efficient Power. Uncompromised Safety.

Motors for hazardous environments.



Efficiency class IE3.



CE compatible design motors and higher efficiency at 75% load.



50°C ambient temperature as default.



Cast Iron cooling fan as default.



Best in class validation of enclosure for overpressure test.



Degree of ingress protection IP66.



Flame Proof Motors 1MB7 - IE3

Degree of Protection IP66, Insulation Class 'F', Ambient 50°C, Cast Iron housing, Method of Cooling - IC411, 415V ± 10%, 50Hz ± 5%, combined 10%, IMB3 (foot mounted) with marking Ex db IIB T4 Gb, conforming IS/IEC 60079-1, classified as Zone 1 & Zone 2

2 - Pole 3000 rev/min								
Output		Frame Size	Mounting holes	Motor Type	Ordering Code (MLFB)	Unit LP in ₹	●	▲
kW	HP							
240VΔ/415VY 50Hz*								
0.75	1	80	-	7CD3082A	1MB7563-ODA22-3AA4	71,100	●	▲
1.1	1.5	80	-	7CD3083A	1MB7563-ODA32-3AA4	87,000	●	▲
1.5	2	90S	-	7CD3090A	1MB7563-OEA02-3AA4	91,800	●	▲
415VA 50Hz								
2.2	3	90L	-	7CD3094A	1MB7563-OEA43-5AA4	111,150	●	▲
3.7	5	100L	-	7CD3105A	1MB7563-1AA53-5AA4	148,300	●	▲
5.5	7.5	132S	S & M	7CD3130A	1MB7563-1CA03-5AA4	215,450	●	▲
7.5	10	132S	S & M	7CD3131A	1MB7563-1CA13-5AA4	251,350	●	▲
11	15	160M	M & L	7CD3162A	1MB7563-1DA23-5AA4	486,700	●	▲
15	20	160M	M & L	7CD3163A	1MB7563-1DA33-5AA4	536,250	●	▲
18.5	25	160L	M & L	7CD3164A	1MB7563-1DA43-5AA4	574,900	●	▲
22	30	180M	M & L	7CD3182A	1MB7563-1EA23-5AA4	660,950	●	▲
30	40	200L	-	7CD3204A	1MB7563-2AA43-5AA4	882,350	●	▲
37	50	200L	-	7CD3204A	1MB7563-2AA53-5AA4	1,077,950	●	▲
45	60	225M	S & M	7CD3222A	1MB7563-2BA23-5AA4	1,334,900	●	▲
55	75	250M	-	7CD3252A	1MB7563-2CA23-5AA4	1,829,900	●	▲
75	100	280S	S & M	7CD3280A	1MB7563-2DA03-5AA4	2,221,600	●	▲
90	120	280M	S & M	7CD3282A	1MB7563-2DA23-5AA4	2,350,650	●	▲

4 - Pole 1500 rev/min								
Output		Frame Size	Mounting holes	Motor Type	Ordering Code (MLFB)	Unit LP in ₹	●	▲
kW	HP							
240VΔ/415VY 50Hz+								
0.55	0.75	80	-	7CD3082B	1MB7563-0DB22-3AA4	69,250	●	▲
0.75	1	80	-	7CD3083B	1MB7563-0DB32-3AA4	74,250	●	▲
1.1	1.5	90S	-	7CD3090B	1MB7563-0EB02-3AA4	86,450	●	▲
1.5	2	90L	-	7CD3094B	1MB7563-0EB42-3AA4	100,450	●	▲
415VA 50Hz								
2.2	3	100L	-	7CD3104B	1MB7563-1AB43-5AA4	127,850	●	▲
3.7	5	112M	-	7CD3122B	1MB7563-1BB23-5AA4	152,750	●	▲
5.5	7.5	132S	S & M	7CD3130B	1MB7563-1CB03-5AA4	210,650	●	▲
7.5	10	132M	S & M	7CD3132B	1MB7563-1CB23-5AA4	236,450	●	▲
11	15	160M	M & L	7CD3162B	1MB7563-1DB23-5AA4	405,050	●	▲
15	20	160L	M & L	7CD3164B	1MB7563-1DB43-5AA4	481,350	●	▲
18.5	25	180M	M & L	7CD3182B	1MB7563-1EB23-5AA4	547,700	●	▲
22	30	180L	M & L	7CD3184B	1MB7563-1EB43-5AA4	646,350	●	▲
30	40	200L	-	7CD3205B	1MB7563-2AB53-5AA4	874,700	●	▲
37	50	225S	S & M	7CD3220B	1MB7563-2BB03-5AA4	1,166,550	●	▲
45	60	225M	S & M	7CD3222B	1MB7563-2BB23-5AA4	1,439,200	●	▲
55	75	250M	-	7CD3252B	1MB7563-2CB23-5AA4	1,806,900	●	▲
75	100	280S	S & M	7CD3280B	1MB7563-2DB03-5AA4	2,029,950	●	▲
90	120	280M	S & M	7CD3282B	1MB7563-2DB23-5AA4	2,141,300	●	▲

Flame Proof Motors 1MB7 - IE3

Degree of Protection IP66, Insulation Class 'F', Ambient 50°C, Cast Iron housing, Method of Cooling - IC411, 415V ± 10%, 50Hz ± 5%, combined 10%, IMB3 (foot mounted) with marking Ex db IIB T4 Gb, conforming IS/IEC 60079-1, classified as Zone 1 & Zone 2

6 - Pole 1000 rev/min								
Output		Frame Size	Mounting holes	Motor Type	Ordering Code (MLFB)	Unit LP in ₹	●	▲
kW	HP							
240VΔ/415VY 50Hz+								
0.37	0.5	80	-	7CD3082C	1MB7563-0DC22-3AA4	71,100	●	▲
0.55	0.75	80	-	7CD3083C	1MB7563-0DC32-3AA4	76,600	●	▲
0.75	1	90S	-	7CD3090C	1MB7563-0EC02-3AA4	86,550	●	▲
1.1	1.5	100L	-	7CD3103C	1MB7563-1AC32-3AA4	121,200	●	▲
1.5	2	112M	-	7CD3121C	1MB7563-1BC12-3AA4	140,350	●	▲
415VΔ 50Hz								
2.2	3	132S	S & M	7CD3131C	1MB7563-1CC13-5AA4	186,150	●	▲
3.7	5	132M	S & M	7CD3132C	1MB7563-1CC23-5AA4	214,800	●	▲
5.5	7.5	132M	S & M	7CD3133C	1MB7563-1CC33-5AA4	226,250	●	▲
7.5	10	160M	M & L	7CD3162C	1MB7563-1DC23-5AA4	408,300	●	▲
11	15	160L	M & L	7CD3164C	1MB7563-1DC43-5AA4	491,800	●	▲
15	20	180L	M & L	7CD3184C	1MB7563-1EC43-5AA4	591,800	●	▲
18.5	25	200L	-	7CD3204C	1MB7563-2AC43-5AA4	748,800	●	▲
22	30	200L	-	7CD3205C	1MB7563-2AC53-5AA4	816,300	●	▲
30	40	225M	S & M	7CD3222C	1MB7563-2BC23-5AA4	1,257,350	●	▲
37	50	250M	-	7CD3252C	1MB7563-2CC23-5AA4	1,773,600	●	▲
45	60	280S	S & M	7CD3280C	1MB7563-2DC03-5AA4	1,922,350	●	▲
55	75	280M	S & M	7CD3282C	1MB7563-2DC23-5AA4	2,052,750	●	▲

















*+ As industry standard ratings ≤1.5kW are star connected and ratings >1.5kW are delta connected

Click on following symbols provided against respective ordering code for downloading data sheets and general arrangement drawing (GAD).

● Datasheet

▲ GAD

Selection & Ordering codes for 1MB7

MLFB Position	Voltage code		Construction code	Winding Protection code	Terminal Box code	Incremental LP in INR										
	12th & 13th	Short code	14th	15th	16th	80	90	100	112	132	160	180	200	225	250	280
1MB7563 - □□□	■ - ■□□□		□ - □■□□	□ - □□■□	□ - □□□■											
Voltage																
50Hz, 415VΔ [#]	3-5					□	□	□	□	□	□	□	□	□	□	□
50Hz, 240VΔ/415VY [#]	2-3					□	□	□	□	□	□	□	□	□	□	□
50Hz, 380VY	2-1					2,500	3,000	4,200	5,000	7,500	15,000	20,000	30,000	40,000	60,000	70,000
50Hz, 400VY	2-2					2,500	3,000	4,200	5,000	7,500	15,000	20,000	30,000	40,000	60,000	70,000
50Hz, 380VΔ	3-3					2,500	3,000	4,200	5,000	7,500	15,000	20,000	30,000	40,000	60,000	70,000
50Hz, 400VΔ	3-4					2,500	3,000	4,200	5,000	7,500	15,000	20,000	30,000	40,000	60,000	70,000
50Hz, 500VΔ [§]	4-0					Contact Sales office										
50Hz, Any Non std voltage mentioned in Table 9.1 (upto 480V)	9-0	M1Y				2,500	3,000	4,200	5,000	7,500	15,000	20,000	30,000	40,000	60,000	70,000
50Hz, 690VΔ ^{§§}	4-7					Contact Sales office										
50Hz, 690VY ^{§§}	9-0	M1Y				Contact Sales office										
Customized winding	9-0	M1Y				2,500	3,000	4,200	5,000	7,500	15,000	20,000	30,000	40,000	60,000	70,000
Voltage other than above						Contact Sales office										
Type of Construction																
	IMB3		A			□	□	□	□	□	□	□	□	□	□	□
	IMB6		T			○	○	○	○	○	○	○	○	○	○	○
	IMB7		U			○	○	○	○	○	○	○	○	○	○	○
	IMB8		V			○	○	○	○	○	○	○	○	○	○	○
	IMV6 [§]		D			○	○	○	○	○	○	○	○	○	○	○
	IMV5 [§] 3)		C			3,700	3,900	4,100	4,300	4,600	6,000	9,000	11,500	13,500	18,000	21,850
Mountings acc. to EN 50347, DIN 42948						FF165 A 200	FF165 A 200	FF215 A 250	FF215 A 250	FF265 A 300	FF300 A 350	FF300 A 350	FF350 A 400	FF400 A 450	FF500 A 550	FF500 A 550
	IMB5 [§]		F			4,000	5,000	7,000	7,500	9,000	15,000	20,000	25,000	34,000	50,000	65,000
	IMV1 [§] 3)		G			5,300	6,300	10,000	10,500	11,500	20,000	25,000	30,000	39,500	54,500	70,000
	IMV3 [§]		H			5,300	6,300	10,000	10,500	11,500	20,000	25,000	30,000	39,500	54,500	70,000
	IMB35		J			5,300	6,300	10,000	10,500	11,500	20,000	25,000	36,000	39,500	54,500	70,000
	IMV15 [§] 3)		W			7,300	8,300	10,000	10,500	11,500	20,000	26,000	36,000	39,500	54,500	70,000
	IMV35 [§] 3)		Y			5,300	6,300	10,000	10,500	11,500	20,000	25,000	36,000	39,500	54,500	70,000
Mountings acc. to EN 50347, DIN 42948						FT100 C 120	FT115 C 140	FT130 C 160	FT130 C 160	FT165 C 200						
	IMB14 [§] 3)		K			5,300	6,300	10,000	10,500	11,500	Not Available					
	IMV19 [§] 3)		L			5,300	6,300	10,000	10,500	11,500	Not Available					
	IMV18 [§] 3)		M			5,300	6,300	10,000	10,500	11,500	Not Available					
	IMB34 [§] 3)		N			5,300	6,300	10,000	10,500	11,500	Not Available					

- Standard Version
- Without additional charges.

Note:

As industry standard ratings ≤1.5kW are star connected and ratings >1.5kW are delta connected.

§ Voltage code 9-0 in position 12-13 requires additional order code M1Y along with plain text mentioning voltage, frequency & kW.

§ Suitable for Grid operation only.

¹⁾ For DE shaft facing downward, Canopy is mandatory. please select option code Z, Z=H00 and add the price accordingly.

²⁾ For DE shaft facing downward, Canopy is mandatory and same is included.

³⁾ Double shaft extension (-Z, Z=L05, Y59) is not possible.

In cases where the DE shaft points upward, an appropriate cover must be installed to prevent small objects from falling into the fan guard (refer to IEC/EN 60079-0). This cover must not obstruct the cooling airflow.

Extra Price Calculations

Accessories/Non std. features are in incremental LP. Add incremental LP to base price of motor & then offer discount.

Selection & Ordering codes for 1MB7

MLFB Position	Voltage code		Construction code	Winding Protection code	Terminal Box code	Incremental LP in INR											
	12th & 13th	Short code				14th	15th	16th	80	90	100	112	132	160	180	200	225
1MB7563 - □□□	■ - ■□□□		□ - □■□□	□ - □□■□	□ - □□□■												
Winding Protection (Certified line bushing is mandatory for Frame 100 onward, please refer SPC for more information)																	
Without protection			A			□	□	□	□	□	□	□	□	□	□	□	□
3x PTC thermistors for tripping			B			11,300	11,300	11,300	11,300	11,300	13,000	13,000	13,000	13,000	15,000	15,000	
6x PTC thermistors - 3x for alarm and 3x for tripping			C			22,600	22,600	22,600	22,600	22,600	26,000	26,000	26,000	26,000	30,000	30,000	
3x PT100 resistance thermometers in stator winding - 2 wire			H			40,000	40,000	40,000	40,000	40,000	45,000	45,000	45,000	45,000	50,000	50,000	
6x PT100 resistance thermometers in stator winding - 2 wire			J			Not Available					90,000	90,000	90,000	90,000	100,000	100,000	
3x PTC thermistors for tripping + 3x PT100 resistance thermometers in stator winding - 2 wire			B	Q60		51,300	51,300	51,300	51,300	51,300	58,000	58,000	58,000	58,000	65,000	65,000	
3x PTC thermistors for tripping + 6x PT100 resistance thermometers in stator winding - 2 wire			B	Q61		Not Available					103,000	103,000	103,000	103,000	115,000	115,000	
6x PTC thermistors for tripping + 3x PT100 resistance thermometers in stator winding - 2 wire			C	Q60		62,600	62,600	62,600	62,600	62,600	71,000	71,000	71,000	71,000	80,000	80,000	
6x PTC thermistors for tripping + 6x PT100 resistance thermometers in stator winding - 2 wire			C	Q61		Not Available					116,000	116,000	116,000	116,000	130,000	130,000	
Embedded temperature sensor- PT1000			K			Not Available					15,000	15,000	15,000	15,000	17,000	17,000	
2x Embedded temperature sensor- PT1000			L			Not Available					30,000	30,000	30,000	30,000	34,000	34,000	
3x PTC thermistors for tripping + Embedded temperature sensor- PT1000			B	Q35		Not Available					28,000	28,000	28,000	28,000	32,000	32,000	
3x PTC thermistors for tripping + 2x Embedded temperature sensor- PT1000			B	Q36		Not Available					43,000	43,000	43,000	43,000	49,000	49,000	
6x PTC thermistors for tripping + Embedded temperature sensor- PT1000			C	Q35		Not Available					41,000	41,000	41,000	41,000	47,000	47,000	
6x PTC thermistors for tripping + 2x Embedded temperature sensor- PT1000			C	Q36		Not Available					56,000	56,000	56,000	56,000	64,000	64,000	
3x PT100 resistance thermometers in stator winding - 3 wire			Q			Not Available					50,000	50,000	50,000	50,000	55,000	55,000	
6x PT100 resistance thermometers in stator winding - 3 wire			R			Not Available					100,000	100,000	100,000	100,000	110,000	110,000	
3x PTC thermistors for tripping + 3x PT100 resistance thermometers in stator winding - 3 wire			B	Q63		Not Available					63,000	63,000	63,000	63,000	70,000	70,000	
3x PTC thermistors for tripping + 6x PT100 resistance thermometers in stator winding - 3 wire			B	Q64		Not Available					113,000	113,000	113,000	113,000	125,000	125,000	
6x PTC thermistors for tripping + 3x PT100 resistance thermometers in stator winding - 3 wire			C	Q63		Not Available					76,000	76,000	76,000	76,000	85,000	85,000	
6x PTC thermistors for tripping + 6x PT100 resistance thermometers in stator winding - 3 wire			C	Q64		Not Available					126,000	126,000	126,000	126,000	140,000	140,000	
Certified line bushing for internal accessories - Small				R02		Not Available		47,950	47,950	47,950	55,200	55,200	56,300	56,300	63,800	63,800	
Certified line bushing for internal accessories - Medium				R03		Not Available		67,400	67,400	67,400	79,300	79,300	80,850	80,850	91,620	91,620	
Certified line bushing for internal accessories - Large				R04		Not Available		170,300	170,300	170,300	200,340	200,340	204,270	204,270	231,500	231,500	
Terminal Box Position																	
Terminal Box on TOP					4	□	□	□	□	□	□	□	□	□	□	□	□
Mains Terminal box on RHS as viewed from DE					5	NA	5,000	7,500	8,500	10,000	20,000	20,000	25,000	30,000	37,500	40,000	
Mains Terminal box on LHS as viewed from DE					6	NA	5,000	7,500	8,500	10,000	20,000	20,000	25,000	30,000	37,500	40,000	

Voltage Code (Specified in MLFB Positions 12 & 13)

Table 9.1			
Frequency 50Hz			
Position 12 & 13	Connection		Short Code
	Δ	Y	
90	220VΔ	-	M1Y
90	230VΔ	-	M1Y
90	240VΔ	-	M1Y
90	360VΔ	-	M1Y
90	440VΔ	-	M1Y
90	460VΔ	-	M1Y
90	480VΔ	-	M1Y
90	525VΔ	-	M1Y
90	-	660VY	M1Y
90	-	690VY	M1Y
90	Any other voltage		M1Y

□ Standard Version

Notes:

Voltage code 9-0 in position 12-13 requires additional order code M1Y along with plain text mentioning voltage, frequency & kW.

Extra Price Calculations

Accessories/Non std. features are in incremental LP. Add incremental LP to base price of motor & then offer discount.

Price Add-ons for 1MB7

Options (Non-standard features / Accessories)																
Sr. No.	Description	Z- Code	Remarks	Note	Incremental LP in INR											
					80	90	100	112	132	160	180	200	225	250	280	
Dust protected version																
1	Additional for dust Ex tc - Zone 22 (Without PESO marking)	B30			200	200	200	200	200	500	500	500	500	1,000	1,000	
2	Additional for dust Ex tb - Zone 21 (Without PESO marking)	B32			200	200	200	200	200	500	500	500	500	1,000	1,000	
Bearing protection																
3	2x PT100 screw-in resistance thermometers (2 wire) for rolling-contact bearings [Simplex 2 wire type]	Q72	Certified line bushing is mandatory for Frame 100 onward, please refer SPC for more information		Not Available					40,000	40,000	40,000	40,000	80,000	80,000	
4	2x PT100 screw-in resistance thermometers (3 wire) for rolling-contact bearings [Simplex 3 wire type]	Q67			Not Available					45,000	45,000	45,000	45,000	85,000	85,000	
5	2x PT100 double screw-in resistance thermometers (3 wire) for rolling-contact bearings [Duplex 2 wire type]	Q68			Not Available					50,000	50,000	50,000	50,000	90,000	90,000	
Connection and Connection Box																
6	External Grounding (Earthing) Terminal on motor feet				<input type="checkbox"/>	<input type="checkbox"/>	<input type="checkbox"/>	<input type="checkbox"/>	<input type="checkbox"/>	<input type="checkbox"/>	<input type="checkbox"/>	<input type="checkbox"/>	<input type="checkbox"/>	<input type="checkbox"/>	<input type="checkbox"/>	
7	Second external grounding (earthing) terminal on motor feet				<input type="checkbox"/>	<input type="checkbox"/>	<input type="checkbox"/>	<input type="checkbox"/>	<input type="checkbox"/>	<input type="checkbox"/>	<input type="checkbox"/>	<input type="checkbox"/>	<input type="checkbox"/>	<input type="checkbox"/>	<input type="checkbox"/>	
8	Rotation of the mains terminal box through 90°, entry from DE	R10			<input type="radio"/>	<input type="radio"/>	<input type="radio"/>	<input type="radio"/>	<input type="radio"/>	<input type="radio"/>	<input type="radio"/>	<input type="radio"/>	<input type="radio"/>	<input type="radio"/>	<input type="radio"/>	
9	Rotation of the mains terminal box through 90°, entry from NDE	R11			<input type="radio"/>	<input type="radio"/>	<input type="radio"/>	<input type="radio"/>	<input type="radio"/>	<input type="radio"/>	<input type="radio"/>	<input type="radio"/>	<input type="radio"/>	<input type="radio"/>	<input type="radio"/>	
10	Rotation of mains terminal box through 180°	R12			<input type="radio"/>	<input type="radio"/>	<input type="radio"/>	<input type="radio"/>	<input type="radio"/>	<input type="radio"/>	<input type="radio"/>	<input type="radio"/>	<input type="radio"/>	<input type="radio"/>	<input type="radio"/>	
11	Auxiliary box on RHS of power cable Entry	R49			Not Available					45,000	45,000	47,100	47,100	50,750	50,750	
12	Auxiliary box on LHS of power cable Entry	R55			Not Available					45,000	45,000	47,100	47,100	50,750	50,750	
13	Auxiliary box on rear of power cable Entry	R56			Not Available					45,000	45,000	47,100	47,100	50,750	50,750	
14	Removable cable entry plate				Not Available					<input type="checkbox"/>	<input type="checkbox"/>	<input type="checkbox"/>	<input type="checkbox"/>	<input type="checkbox"/>	<input type="checkbox"/>	
15	Cable end box extension				<input type="checkbox"/>	<input type="checkbox"/>	<input type="checkbox"/>	<input type="checkbox"/>	<input type="checkbox"/>	<input type="checkbox"/>	<input type="checkbox"/>	<input type="checkbox"/>	<input type="checkbox"/>	<input type="checkbox"/>	<input type="checkbox"/>	
16	Mains Terminal box - Cast Iron				<input type="checkbox"/>	<input type="checkbox"/>	<input type="checkbox"/>	<input type="checkbox"/>	<input type="checkbox"/>	<input type="checkbox"/>	<input type="checkbox"/>	<input type="checkbox"/>	<input type="checkbox"/>	<input type="checkbox"/>	<input type="checkbox"/>	
17	Non-standard threaded through hole (metric)	Y61			On Enquiry											
Winding & Insulation																
18	Temperature class 155 (F), utilized acc. to 155 (F), with service factor (SF)	N01			On Enquiry											
19	Temperature class 180 (H) at rated output	N10			On Enquiry											
Environmental protection																
20	Anti-corrosive treatment for winding overhang	N22			6,000	7,000	8,000	8,000	8,000	10,000	10,000	12,000	15,000	27,500	35,000	
21	Increased air humidity / temperature (30g to 60g of water /m³ of air)	N30			On Enquiry										<input checked="" type="checkbox"/>	<input checked="" type="checkbox"/>
22	Increased air humidity / temperature (60g to 100g of water /m³ of air)	N31			On Enquiry										<input checked="" type="checkbox"/>	<input checked="" type="checkbox"/>
23	Sea worthy packaging	B12			30,000	30,000	35,000	35,000	35,000	50,000	60,000	75,000	100,000	120,000	135,000	
Motors for Converter Fed Operation																
24	VFD Fed motor with power data on PWM converter on aux. motor name plate Class F utilized to B on nameplate kW at VFD supply	B43	PTCs are mandatory, please refer SPC for more information		500	500	500	500	500	600	600	600	600	700	700	
25	VFD Fed motor with power data on PWM converter on aux. motor name plate Class F utilized to F on nameplate kW at VFD supply	B44			500	500	500	500	500	600	600	600	600	700	700	
26	Insulated Bearing at NDE	L53			Not Available					On Enquiry			200,000	225,000	225,000	

Notes:

- Standard Version
- Without additional charges.

Extra Price Calculations

Accessories/Non std. features are in incremental LP. Add incremental LP to base price of motor & then offer discount.

Price Add-ons for 1MB7

Options (Non-standard features / Accessories)																
Sr. No.	Description	Z- Code	Remarks	Note	Incremental LP in INR											
					80	90	100	112	132	160	180	200	225	250	280	
Heating & Ventilation																
27	Metal external fan (Metal Fan [no AL])				<input type="checkbox"/>	<input type="checkbox"/>	<input type="checkbox"/>	<input type="checkbox"/>	<input type="checkbox"/>	<input type="checkbox"/>	<input type="checkbox"/>	<input type="checkbox"/>	<input type="checkbox"/>	<input type="checkbox"/>		
28	Fan cover with Canopy	H00			5,500	6,000	6,500	7,000	7,500	10,000	10,000	15,000	15,000	20,000	25,000	
29	Anti-condensation heaters for 230 V	Q02	Certified line bushing is mandatory for Frame 100 onward, please refer SPC for more information		6,500	6,500	6,500	7,500	7,500	11,000	11,000	13,500	13,500	17,500	17,500	
30	Anti-condensation heaters for 115 V	Q03			6,500	6,500	6,500	7,500	7,500	11,000	11,000	13,500	13,500	17,500	17,500	
31	Anti-condensation heaters for 240 V	Q07			6,500	6,500	6,500	7,500	7,500	11,000	11,000	13,500	13,500	17,500	17,500	
32	Anti-condensation heaters for 120 V	Q08			6,500	6,500	6,500	7,500	7,500	11,000	11,000	13,500	13,500	17,500	17,500	
Colour & Paint Finish																
Paint Shades (If no paint shade is selected, then RAL 7030 is the standard)																
33	Standard Paint Shade - RAL 7030 (Epoxy) - 90µ				<input type="checkbox"/>	<input type="checkbox"/>	<input type="checkbox"/>	<input type="checkbox"/>	<input type="checkbox"/>	<input type="checkbox"/>	<input type="checkbox"/>	<input type="checkbox"/>	<input type="checkbox"/>	<input type="checkbox"/>		
34	Standard RAL paint shades other than RAL7030	Y53	Specify RAL shade code in plain text		3,000	4,000	5,000	6,000	7,000	12,500	12,500	20,000	20,000	35,000	45,000	
35	Special RAL paint shades or shades as per IS:5	Y56	Specify RAL/IS shade code in plain text		On Enquiry											
Notes: 1. Y53 or Y56 (only one at a time) can be combined with any of the paint finishes indicated in 36 to 39. Below. Just add the appropriate price from 34 or 35. 2. Please contact nearest sales office for the paint shade option not available in SPC.																
36	Epoxy based Paint - Special paint thickness	S07+Y57(120)	DFT 120µ [Y57 (120)]		7,500	7,500	10,000	12,500	17,500	27,500	27,500	50,000	50,000	100,000	130,000	
37	Special finish for use onshore sea air resistant	S03+S06+Y57+H07	180µ [Y57(180)]		35,000	35,000	40,000	45,000	50,000	70,000	75,000	90,000	100,000	125,000	230,000	
38	Special finish for use onshore sea air resistant	S03+S06+Y57+H07	240µ [Y57(240)]		40,000	40,000	45,000	50,000	55,000	75,000	80,000	95,000	105,000	130,000	230,000	
39	Special paint thickness for offshore use	S04+S06+Y57+H07	295µ [Y57(295)]		45,000	45,000	50,000	55,000	60,000	80,000	85,000	100,000	110,000	135,000	240,000	
Notes: 1. Paint thickness needs to be specified by means of plain text irrespective of whether it is standard or special. 2. S06 - Final Coat Polyurethane is mandatory with S03 or S04. S06 is not possible to be ordered separately. 3. H07 - Non-rusting external hardware is mandatory with S03 or S04. H07 can be separately order even without S03 or S04. The separate price for H07 is available against the option at another location.																
Encoders																
40	Prepared for any make Cylindrical Hollow Shaft Encoder				On Enquiry											
Mechanical Design & Degrees of Protection																
41	External screws, bolts and unpainted materials made of stainless steel (V4A)	H06			3,500	3,500	4,000	4,500	5,000	7,500	8,000	12,000	15,000	18,000	25,000	
42	Stainless steel fasteners (external)	H07			3,500	3,500	4,000	4,500	5,000	7,500	8,000	12,000	15,000	18,000	25,000	
43	IP66 degree of protection				<input type="checkbox"/>	<input type="checkbox"/>	<input type="checkbox"/>	<input type="checkbox"/>	<input type="checkbox"/>	<input type="checkbox"/>	<input type="checkbox"/>	<input type="checkbox"/>	<input type="checkbox"/>	<input type="checkbox"/>		
Bearing & Lubrication																
44	Measuring nipple for SPM shock pulse measurement for bearing inspection	Q01			Not Available					10,000	12,000	12,000	15,000	15,000	20,000	25,000
45	Locating bearing, DE				<input type="checkbox"/>	<input type="checkbox"/>	<input type="checkbox"/>	<input type="checkbox"/>	<input type="checkbox"/>	<input type="checkbox"/>	<input type="checkbox"/>	<input type="checkbox"/>	<input type="checkbox"/>	<input type="checkbox"/>	<input type="checkbox"/>	
46	Bearing design for increased cantilever forces	L22	NU (Cylindrical Roller) Brgs		Not Available					25,000	30,000	40,000	61,000	100,000	110,000	
47	Flat button-head regreasing device	L23			Not Available					23,500	24,900	27,750	48,300	74,000	10,000	
48	Conical head regreasing device	L19			Not Available					23,500	24,900	27,750	48,300	74,000	<input type="checkbox"/>	
Balance & Vibration Quality																
49	Vibration Severity Level A				<input type="checkbox"/>	<input type="checkbox"/>	<input type="checkbox"/>	<input type="checkbox"/>	<input type="checkbox"/>	<input type="checkbox"/>	<input type="checkbox"/>	<input type="checkbox"/>	<input type="checkbox"/>	<input type="checkbox"/>	<input type="checkbox"/>	
50	Vibration Severity Level B	L00			On Enquiry											
51	Balancing without key	L01			2,000	2,000	4,000	4,000	4,000	15,000	15,000	25,000	25,000	30,000	30,000	
52	Full key balancing	L02			2,000	2,000	4,000	4,000	4,000	15,000	15,000	25,000	25,000	30,000	30,000	

Extra Price Calculations

- Notes:**
 Standard Version
 Without additional charges.

Accessories/Non std. features are in incremental LP. Add incremental LP to base price of motor & then offer discount.

Price Add-ons for 1MB7

Options (Non-standard features / Accessories)															
Sr. No.	Description	Z- Code	Remarks	Note	Incremental LP in INR										
					80	90	100	112	132	160	180	200	225	250	280
Shaft & Rotor															
53	Standard Shaft Extension (DE), without feather keyway	L04			2,000	2,000	4,000	4,000	4,000	15,000	15,000	25,000	25,000	30,000	35,000
54	Standard Double Shaft Extension (SDSE)	L05			5,000	6,000	7,000	8,000	10,000	12,500	15,000	20,000	25,000	35,000	40,000
55	Shaft material - Stainless steel	L06			On Enquiry										
56	Non-standard cylindrical shaft extension - DE	Y58		1	On Enquiry										
57	Non-standard cylindrical shaft extension - NDE	Y59		1	On Enquiry										
58	Special shaft steel	Y60		1	On Enquiry										
59	Oil Tight shaft	H23	Only for Flange motors and gear box assembly		Not Available					2,000	2,000	3,000	4,000	8,000	10,000
Rating Plate & Extra Rating Plate															
60	Stainless steel nameplate				<input type="checkbox"/>	<input type="checkbox"/>	<input type="checkbox"/>	<input type="checkbox"/>	<input type="checkbox"/>	<input type="checkbox"/>	<input type="checkbox"/>	<input type="checkbox"/>	<input type="checkbox"/>	<input type="checkbox"/>	
61	Direction indicating arrow - Clockwise	L10			1,000	1,000	1,000	1,000	1,000	2,000	2,000	2,500	2,500	4,500	5,500
62	Direction indicating arrow - Counter-clockwise	L11			1,000	1,000	1,000	1,000	1,000	2,000	2,000	2,500	2,500	4,500	5,500
63	Extra rating plate with deviating rating plate data	Y80			1,000	1,000	1,000	1,000	1,000	2,000	2,000	2,500	2,500	4,500	5,500
64	Extra rating plate with identification code - Auxilliary nameplate	Y82			1,000	1,000	1,000	1,000	1,000	2,000	2,000	2,500	2,500	4,500	5,500
65	Second rating plate, supplied loose	M10			1,000	1,000	1,000	1,000	1,000	2,000	2,000	2,500	2,500	4,500	5,500
66	Ex db motor nameplate with IECEx marking	D37			1,000	1,000	1,000	1,000	1,000	2,000	2,000	2,500	2,500	4,500	5,500
67	Ex db motor nameplate with ATEX marking	D36			5,700	7,300	10,400	11,500	17,100	37,300	46,400	70,900	98,500	136,400	163,900
Testing Charges															
68	Witnessing of Routine Test	B65			29,700	29,700	29,700	29,700	29,700	43,000	43,000	43,000	43,000	87,100	104,750
69	Visual Inspection (Includes Dimension Measurement and paint shade and thickness)	B66			4,350	4,350	4,350	4,350	4,350	11,200	11,200	12,000	12,000	21,750	21,750
70	Combined Testing of Motor with VFD	Y67	2		Contact Sales office										
71	Type test as per IS 15999	B83			108,000	108,000	108,000	108,000	108,000	1,75,000	1,75,000	2,00,000	2,00,000	2,75,000	2,75,000
72	Noise measurement without spectrum analysis with acceptance	B70			Contact Sales office										
73	Noise measurement with spectrum analysis with acceptance	B72			Contact Sales office										

Notes:

- Standard Version
- Without additional charges.

¹ Prior quotation from works necessary

² VFD, Power analyzer and trained operator to be arranged by customer at given location for KLPL / ERTL / PESO certification

Extra Price Calculations

Accessories/Non std. features are in incremental LP. Add incremental LP to base price of motor & then offer discount.


SALOC

INNOMOTICS

Ask for motors with IVIC-C

(Stress category C, Severe)

Increased reliability with
Partial Discharge free operation




- Available for complete range.
- Enhanced Reliability.
- Stress category "C" as per latest standard – IEC 60034-18-41 / IS 15999-18-41.

SALOC

INNOMOTICS

INNOMOTICS MOVES! 1LE7 IE4 Efficiency Class Motors

Driving the sustainability
with Induction Motor Technology



- Suitable for line fed and VFD fed supply.
- Sturdily built to handle stresses during a DOL start.

Severe Duty Series 1LE7 - IE4



Degree of Protection IP55, Insulation Class 'F', Ambient 50°C, S1 duty, Cast Iron housing, Method of Cooling - IC411, 415V ± 10%, 50Hz ± 5%, combined 10%, IMB3 (foot mounted) version as per IS:12615 / IEC:60034-1

2 - Pole 3000 rev/min							
Output		Frame Size	Mounting holes	Ordering Code (MLFB)	Unit LP in ₹	●	▲
kW	HP						
240VΔ/415VY 50Hz+							
0.37	0.5	71	-	1LE7504-OCA22-3AA4	36,400	●	▲
0.55	0.75	71	-	1LE7504-OCA32-3AA4	41,150	●	▲
0.75	1	80	-	1LE7504-ODA22-3AA4	42,900	●	▲
1.1	1.5	80	-	1LE7504-ODA32-3AA4	52,000	●	▲
1.5	2	90S	S & L	1LE7504-OEA02-3AA4	56,300	●	▲
415VΔ 50Hz							
2.2	3	90L	S & L	1LE7504-OEA43-5AA4	67,700	●	▲
3.7	5	100L	-	1LE7504-1AA53-5AA4	105,550	●	▲
4.0	5.5	112M	-	1LE7504-1BA23-5AA4-Z, Z=B59	133,200	■	■
5.5	7.5	132S	S & M	1LE7504-1CA03-5AA4	156,650	●	▲
7.5	10	132S	S & M	1LE7504-1CA13-5AA4	169,650	●	▲
11	15	160M	M & L	1LE7504-1DA23-5AA4	311,950	●	▲
15	20	160M	M & L	1LE7504-1DA33-5AA4	358,900	●	▲
18.5	25	160L	M & L	1LE7504-1DA43-5AA4	443,300	●	▲
22	30	180M	M & L	1LE7504-1EA23-5AA4	499,850	●	▲
30	40	200L	-	1LE7504-2AA43-5AA4	696,150	●	▲
37	50	200L	-	1LE7504-2AA53-5AA4	833,600	●	▲
45	60	225M	S & M	1LE7504-2BA23-5AA4	1,072,150	●	▲

4 - Pole 1500 rev/min							
Output		Frame Size	Mounting holes	Ordering Code (MLFB)	Unit LP in ₹	●	▲
kW	HP						
240VΔ/415VY 50Hz+							
0.25	0.35	71	-	1LE7504-0CB22-3AA4	38,250	●	▲
0.37	0.5	71	-	1LE7504-0CB32-3AA4	39,250	●	▲
0.55	0.75	80	-	1LE7504-0DB22-3AA4	46,800	●	▲
0.75	1	80	-	1LE7504-0DB32-3AA4	50,850	●	▲
1.1	1.5	90S	S & L	1LE7504-0EB02-3AA4	57,050	●	▲
1.5	2	90L	S & L	1LE7504-0EB42-3AA4	64,900	●	▲
415VΔ 50Hz							
2.2	3	100L	-	1LE7504-1AB43-5AA4	82,550	●	▲
3.7	5	112M	-	1LE7504-1BB23-5AA4	110,450	●	▲
5.5	7.5	132S	S & M	1LE7504-1CB03-5AA4	153,250	●	▲
7.5	10	132M	S & M	1LE7504-1CB23-5AA4	178,350	●	▲
11	15	160M	M & L	1LE7504-1DB23-5AA4	356,850	●	▲
15	20	160L	M & L	1LE7504-1DB43-5AA4	447,250	●	▲
18.5	25	180M	M & L	1LE7504-1EB23-5AA4	558,400	●	▲
22	30	180L	M & L	1LE7504-1EB43-5AA4	639,750	●	▲
30	40	200L	M & L	1LE7504-2AB53-5AA4	809,050	●	▲
37	50	225S	S & M	1LE7504-2BB03-5AA4	982,550	●	▲
45	60	225M	S & M	1LE7504-2BB23-5AA4	1,079,550	●	▲

+ As industry standard ratings ≤1.5kW are star connected and ratings >1.5kW are delta connected

CE mark will be stamped on the nameplate only if the motor conforms to the requirements of COMMISSION REGULATION (EU) 2019/1781 of 1st October 2019 and its amendment issued vide COMMISSION REGULATION (EU) 2021/341 of 23rd February 2021 of the European Union as effective from 1st July 2023.

Please contact nearest sales office for motors conforming to CE marking.

Increased Power Line Motor are highlighted with MLFBs

Click on following symbols provided against respective ordering code for downloading data sheets and general arrangement drawing (GAD).

● Datasheet

▲ GAD

■ Please check with nearest sales office for Documents

6 - Pole 1000 rev/min							
Output		Frame Size	Mounting holes	Ordering Code (MLFB)	Unit LP in ₹	●	▲
kW	HP						
240VΔ/415VY 50Hz*							
0.18	0.25	71	-	1LE7504-0CC22-3AA4	41,200	●	▲
0.25	0.35	71	-	1LE7504-0CC32-3AA4	41,850	●	▲
0.37	0.5	80	-	1LE7504-0DC22-3AA4	46,650	●	▲
0.55	0.75	80	-	1LE7504-0DC32-3AA4	50,750	●	▲
0.75	1	90S	S & L	1LE7504-0EC02-3AA4	57,750	●	▲
1.1	1.5	100L	-	1LE7504-1AC49-0AA4 M1Y	86,800	■	■
1.5	2	100L	-	1LE7504-1AC42-3AA4	86,800	●	▲
415VΔ 50Hz							
2.2	3	112M	-	1LE7504-1BC23-5AA4	105,300	●	▲
3.7	5	132S	S & M	1LE7504-1CC13-5AA4	159,550	●	▲
5.5	7.5	132M	S & M	1LE7504-1CC33-5AA4	191,000	●	▲
7.5	10	160M	M & L	1LE7504-1DC23-5AA4	322,650	●	▲
11	15	160L	M & L	1LE7504-1DC43-5AA4	407,800	●	▲
15	20	180L	M & L	1LE7504-1EC43-5AA4	501,350	●	▲
18.5	25	200L	-	1LE7504-2AC43-5AA4	698,800	●	▲
22	30	200L	-	1LE7504-2AC53-5AA4	744,800	●	▲
30	40	225M	S & M	1LE7504-2BC23-5AA4	999,100	●	▲

Severe Duty Series 1LE7 - IE4



Degree of Protection IP55, Insulation Class 'F', Ambient 50°C, S1 duty, Cast Iron housing, Method of Cooling - IC411, 415V ± 10%, 50Hz ± 5%, combined 10%, IMB3 (foot mounted) version as per IS:12615 / IEC:60034-1

2 - Pole 3000 rev/min							
Output		Frame Size	Mounting holes	Ordering Code (MLFB)	Unit LP in ₹	●	▲
kW	HP						
55	75	250M	-	1LE7504-2CA23-5AA4	1,516,000	●	▲
75	100	280S	S & M	1LE7504-2DA03-5AA4	1,878,200	●	▲
90	120	280M	S & M	1LE7504-2DA23-5AA4	2,155,000	●	▲
110	150	315S	S, M & L	1LE7504-3AA03-5AA4	2,856,600	●	▲
132	180	315M	M & L	1LE7504-3AA23-5AA4	3,123,900	●	▲
160	215	315L	M & L	1LE7504-3AA43-5AA4	3,429,300	●	▲
200	270	315L	M & L	1LE7504-3AA63-5AA4	4,012,650	●	▲

4 - Pole 1500 rev/min							
Output		Frame Size	Mounting holes	Ordering Code (MLFB)	Unit LP in ₹	●	▲
kW	HP						
55	75	250M	-	1LE7504-2CB23-5AA4	1,514,600	●	▲
75	100	280S	S & M	1LE7504-2DB03-5AA4	1,902,600	●	▲
90	120	280M	S & M	1LE7504-2DB23-5AA4	2,154,250	●	▲
110	150	315S	S, M & L	1LE7504-3AB03-5AA4	2,699,400	●	▲
132	180	315M	M & L	1LE7504-3AB23-5AA4	2,879,200	●	▲
160	215	315L	M & L	1LE7504-3AB43-5AA4	3,368,050	●	▲
200	270	315L	M & L	1LE7504-3AB63-5AA4	3,821,300	●	▲

CE mark will be stamped on the nameplate only if the motor conforms to the requirements of COMMISSION REGULATION (EU) 2019/1781 of 1st October 2019 and its amendment issued vide COMMISSION REGULATION (EU) 2021/341 of 23rd February 2021 of the European Union as effective from 1st July 2023.

Click on following symbols provided against respective ordering code for downloading data sheets and general arrangement drawing (GAD).

- Datasheet
- ▲ GAD

6 - Pole 1000 rev/min							
Output		Frame Size	Mounting holes	Ordering Code (MLFB)	Unit LP in ₹	●	▲
kW	HP						
37	50	250M	-	1LE7504-2CC23-5AA4	1,389,100	●	▲
45	60	280S	S & M	1LE7504-2DC03-5AA4	1,709,200	●	▲
55	75	280M	S & M	1LE7504-2DC23-5AA4	1,868,300	●	▲
75	100	315S	S, M & L	1LE7504-3AC03-5AA4	2,460,200	●	▲
90	120	315M	M & L	1LE7504-3AC23-5AA4	2,767,150	●	▲
110	150	315L	M & L	1LE7504-3AC43-5AA4	3,086,250	●	▲
132	180	315L	M & L	1LE7504-3AC63-5AA4	3,504,600	●	▲



Evaluate

Easily calculate potential CO₂ reductions, energy savings and the payback time



Severe Duty Series 1LE7 - IE3



Degree of Protection IP55, Insulation Class 'F', Ambient 50°C, S1 duty, Cast Iron housing, Method of Cooling - IC411, 415V ± 10%, 50Hz ± 5%, combined 10%, IMB3 (foot mounted) version as per IS:12615 / IEC:60034-1

2 - Pole 3000 rev/min							
Output		Frame Size	Mounting holes	Ordering Code (MLFB)	Unit LP in ₹	●	▲
kW	HP						
240VΔ/415VY 50Hz*							
0.25	0.35	71	-	1LE7603-OCA22-3AA4	28,350	●	▲
0.37	0.5	71	-	1LE7503-OCA22-3AA4	28,350	●	▲
0.55	0.75	71	-	1LE7503-OCA32-3AA4	32,000	●	▲
0.75	1	80	-	1LE7503-ODA22-3AA4	35,300	●	▲
1.1	1.5	80	-	1LE7503-ODA32-3AA4	41,000	●	▲
1.5	2	90S	S & L	1LE7503-OEA02-3AA4	46,200	●	▲
415VΔ 50Hz							
2.2	3	90L	S & L	1LE7503-OEA43-5AA4	55,450	●	▲
3.7	5	100L	-	1LE7503-1AA53-5AA4	82,450	●	▲
5.5	7.5	132S	S & M	1LE7503-1CA03-5AA4	121,950	●	▲
7.5	10	132S	S & M	1LE7503-1CA13-5AA4	131,000	●	▲
11	15	160M	M & L	1LE7503-1DA23-5AA4	274,350	●	▲
15	20	160M	M & L	1LE7503-1DA33-5AA4	301,600	●	▲
18.5	25	160L	M & L	1LE7503-1DA43-5AA4	365,500	●	▲
22	30	180M	M & L	1LE7503-1EA23-5AA4	393,200	●	▲
30	40	200L	-	1LE7503-2AA43-5AA4	538,750	●	▲
37	50	200L	-	1LE7503-2AA53-5AA4	626,350	●	▲
45	60	225M	S & M	1LE7503-2BA23-5AA4	786,400	●	▲

4 - Pole 1500 rev/min							
Output		Frame Size	Mounting holes	Ordering Code (MLFB)	Unit LP in ₹	●	▲
kW	HP						
240VΔ/415VY 50Hz*							
0.18	0.25	71	-	1LE7603-OCB22-3AA4	29,050	●	▲
0.25	0.35	71	-	1LE7503-OCB22-3AA4	29,050	●	▲
0.37	0.5	71	-	1LE7503-OCB32-3AA4	30,600	●	▲
0.55	0.75	80	-	1LE7503-ODB22-3AA4	36,550	●	▲
0.75	1	80	-	1LE7503-ODB32-3AA4	43,450	●	▲
1.1	1.5	90S	S & L	1LE7503-0EB02-3AA4	51,100	●	▲
1.5	2	90L	S & L	1LE7503-0EB42-3AA4	55,950	●	▲
415VΔ 50Hz							
2.2	3	100L	-	1LE7503-1AB43-5AA4	72,800	●	▲
3.7	5	112M	-	1LE7503-1BB23-5AA4	90,300	●	▲
5.5	7.5	132S	S & M	1LE7503-1CB03-5AA4	131,550	●	▲
7.5	10	132M	S & M	1LE7503-1CB23-5AA4	150,750	●	▲
11	15	160M	M & L	1LE7503-1DB23-5AA4	268,250	●	▲
15	20	160L	M & L	1LE7503-1DB43-5AA4	317,950	●	▲
18.5	25	180M	M & L	1LE7503-1EB23-5AA4	390,000	●	▲
22	30	180L	M & L	1LE7503-1EB43-5AA4	417,300	●	▲
30	40	200L	-	1LE7503-2AB53-5AA4	591,600	●	▲
37	50	225S	S & M	1LE7503-2BB03-5AA4	745,400	●	▲
45	60	225M	S & M	1LE7503-2BB23-5AA4	842,450	●	▲

+ As industry standard ratings ≤1.5kW are star connected and ratings >1.5kW are delta connected

All 1LE76 motors which are delivered on or after 1st July 2021 will not carry CE mark.

CE mark will be stamped on the nameplate only if the motor conforms to the requirements of COMMISSION REGULATION (EU) 2019/1781 of 1st October 2019 and its amendment issued vide COMMISSION REGULATION (EU) 2021/341 of 23rd February 2021 of the European Union as effective from 1st July 2023.

Click on following symbols provided against respective ordering code for downloading data sheets and general arrangement drawing (GAD).

● Datasheet

▲ GAD

Severe Duty Series 1LE7 - IE3



Degree of Protection IP55, Insulation Class 'F', Ambient 50°C, S1 duty, Cast Iron housing, Method of Cooling - IC411, 415V ± 10%, 50Hz ± 5%, combined 10%, IMB3 (foot mounted) version as per IS:12615 / IEC:60034-1

6 - Pole 1000 rev/min						
Output		Frame Size	Mounting holes	Ordering Code (MLFB)	Unit LP in ₹	● ▲
kW	HP					
240VΔ/415VY 50Hz*						
0.18	0.25	71	-	1LE7503-OCC22-3AA4	31,700	● ▲
0.25	0.35	71	-	1LE7503-OCC32-3AA4	33,550	● ▲
0.37	0.5	80	-	1LE7503-ODC22-3AA4	36,350	● ▲
0.55	0.75	80	-	1LE7503-ODC32-3AA4	40,100	● ▲
0.75	1	90S	S & L	1LE7503-OEC02-3AA4	48,150	● ▲
1.1	1.5	90L	S & L	1LE7503-OEC42-3AA4	56,450	● ▲
1.5	2	100L	-	1LE7503-1AC42-3AA4	71,450	● ▲
415VΔ 50Hz						
2.2	3	112M	-	1LE7503-1BC23-5AA4	83,450	● ▲
3.7	5	132S	S & M	1LE7503-1CC13-5AA4	120,400	● ▲
5.5	7.5	132M	S & M	1LE7503-1CC33-5AA4	150,000	● ▲
7.5	10	160M	M & L	1LE7503-1DC23-5AA4	254,850	● ▲
11	15	160L	M & L	1LE7503-1DC43-5AA4	317,450	● ▲
15	20	180L	M & L	1LE7503-1EC43-5AA4	396,350	● ▲
18.5	25	200L	-	1LE7503-2AC43-5AA4	515,700	● ▲
22	30	200L	-	1LE7503-2AC53-5AA4	570,000	● ▲
30	40	225M	S & M	1LE7503-2BC23-5AA4	770,400	● ▲

8 - Pole 750 rev/min						
Output		Frame Size	Mounting holes	Ordering Code (MLFB)	Unit LP in ₹	● ▲
kW	HP					
240VΔ/415VY 50Hz*						
0.12	0.2	71	-	1LE7503-0CD32-3AA4	33,800	● ▲
0.18	0.25	80	-	1LE7503-0DD22-3AA4	36,300	● ▲
0.25	0.35	80	-	1LE7503-0DD32-3AA4	39,200	● ▲
0.37	0.5	90S	S & L	1LE7503-0ED02-3AA4	46,950	● ▲
0.55	0.75	90L	S & L	1LE7503-0ED42-3AA4	55,250	● ▲
0.75	1	100L	-	1LE7503-1AD42-3AA4	62,750	● ▲
1.1	1.5	100L	-	1LE7503-1AD52-3AA4	68,350	● ▲
1.5	2	112M	-	1LE7503-1BD22-3AA4	90,850	● ▲
415VΔ 50Hz						
2.2	3	132S	S & M	1LE7503-1CD03-5AA4	118,750	● ▲
3.7	5	160M	M & L	1LE7503-1DD23-5AA4	269,550	● ▲
5.5	7.5	160M	M & L	1LE7503-1DD33-5AA4	303,650	● ▲
7.5	10	160L	M & L	1LE7503-1DD43-5AA4	327,600	● ▲
11	15	180L	M & L	1LE7503-1ED43-5AA4	450,050	● ▲
15	20	200L	-	1LE7503-2AD53-5AA4	585,650	● ▲
18.5	25	225S	S & M	1LE7503-2BD03-5AA4	680,750	● ▲
22	30	225M	S & M	1LE7503-2BD23-5AA4	791,000	● ▲

+ As industry standard ratings ≤1.5kW are star connected and ratings >1.5kW are delta connected

All 1LE76 motors which are delivered on or after 1st July 2021 will not carry CE mark.

CE mark will be stamped on the nameplate only if the motor conforms to the requirements of COMMISSION REGULATION (EU) 2019/1781 of 1st October 2019 and its amendment issued vide COMMISSION REGULATION (EU) 2021/341 of 23rd February 2021 of the European Union as effective from 1st July 2023.

Please contact nearest sales office for CE marking on 8 Pole motors up to Frame Size 225.

Click on following symbols provided against respective ordering code for downloading data sheets and general arrangement drawing (GAD).

● Datasheet

▲ GAD

Severe Duty Series 1LE7 - IE3



Degree of Protection IP55, Insulation Class 'F', Ambient 50°C, S1 duty, Cast Iron housing, Method of Cooling - IC411, 415V ± 10%, 50Hz ± 5%, combined 10%, IMB3 (foot mounted) version as per IS:12615 / IEC:60034-1

2 - Pole 3000 rev/min							
Output		Frame Size	Mounting holes	Ordering Code (MLFB)	Unit LP in ₹	●	▲
kW	HP						
55	75	250M	-	1LE7503-2CA23-5AA4	1,165,900	●	▲
75	100	280S	S & M	1LE7503-2DA03-5AA4	1,545,850	●	▲
90	120	280M	S & M	1LE7503-2DA23-5AA4	1,740,550	●	▲
110	150	315S	S & M	1LE7503-3AA03-5AA4	2,154,850	●	▲
132	180	315M	M & L	1LE7503-3AA23-5AA4	2,548,550	●	▲
160	215	315L	M & L	1LE7503-3AA43-5AA4	2,901,700	●	▲
200*	270	315L	M & L	1LE7503-3AA63-5AA4	3,212,450	●	▲

4 - Pole 1500 rev/min							
Output		Frame Size	Mounting holes	Ordering Code (MLFB)	Unit LP in ₹	●	▲
kW	HP						
55	75	250M	-	1LE7503-2CB23-5AA4	1,222,950	●	▲
75	100	280S	S & M	1LE7503-2DB03-5AA4	1,471,250	●	▲
90	120	280M	S & M	1LE7503-2DB23-5AA4	1,706,400	●	▲
110	150	315S	S & M	1LE7503-3AB03-5AA4	2,074,950	●	▲
132	180	315M	M & L	1LE7503-3AB23-5AA4	2,280,600	●	▲
160	215	315L	M & L	1LE7503-3AB43-5AA4	2,617,950	●	▲
200	270	315L	M & L	1LE7503-3AB63-5AA4	3,178,200	●	▲

6 - Pole 1000 rev/min							
Output		Frame Size	Mounting holes	Ordering Code (MLFB)	Unit LP in ₹	●	▲
kW	HP						
37	50	250M	-	1LE7503-2CC23-5AA4	1,105,200	●	▲
45	60	280S	S & M	1LE7503-2DC03-5AA4	1,315,300	●	▲
55	75	280M	S & M	1LE7503-2DC23-5AA4	1,495,250	●	▲
75	100	315S	S & M	1LE7503-3AC03-5AA4	1,838,900	●	▲
90	120	315M	M & L	1LE7503-3AC23-5AA4	2,170,650	●	▲
110	150	315L	M & L	1LE7503-3AC43-5AA4	2,444,450	●	▲
132	180	315L	M & L	1LE7503-3AC63-5AA4	2,831,700	●	▲

8 - Pole 750 rev/min							
Output		Frame Size	Mounting holes	Ordering Code (MLFB)	Unit LP in ₹	●	▲
kW	HP						
30	40	250M	-	1LE7503-2CD23-5AA4	1,059,850	●	▲
37	50	280S	S & M	1LE7503-2DD03-5AA4	1,388,600	●	▲
45	60	280M	S & M	1LE7503-2DD23-5AA4	1,611,100	●	▲
55	75	315S	S & M	1LE7503-3AD03-5AA4	1,819,300	●	▲
75	100	315M	M & L	1LE7503-3AD23-5AA4	2,225,950	●	▲
90	120	315L	M & L	1LE7503-3AD43-5AA4	2,472,000	●	▲
110	150	315L	M & L	1LE7503-3AD53-5AA4	2,658,700	●	▲

* Temp rise limited to 75K by resistance method.

CE mark will be stamped on the nameplate only if the motor conforms to the requirements of COMMISSION REGULATION (EU) 2019/1781 of 1st October 2019 and its amendment issued vide COMMISSION REGULATION (EU) 2021/341 of 23rd February 2021 of the European Union as effective from 1st July 2023.

Click on following symbols provided against respective ordering code for downloading data sheets and general arrangement drawing (GAD).

● Datasheet

▲ GAD

Ratings 75 - 200kW (both inclusive) in 2P, 4P & 6P are not covered under ecodesign requirement of COMMISSION REGULATION (EU) 2019/1781 of 1st October 2019 and its amendment issued vide COMMISSION REGULATION (EU) 2021/341 of 23rd February 2021 of the European Union as effective from 1st July 2023 and therefore will not carry CE marking.

Severe Duty Series

Increased Power Line 1LE7 - IE3

SALOC

Degree of Protection IP55, Insulation Class 'F', Ambient 50°C, Cast Iron housing, Method of Cooling - IC411, 415V ± 10%, 50Hz ± 5%, combined 10%, IMB3 (foot mounted) version as per IS:12615 / IEC:60034-1

2 - Pole 3000 rev/min					
Output		Frame Size	Mounting holes	Ordering Code (MLFB)	Unit LP in ₹
kW	HP				
415VA 50Hz					
4.0	5.5	112M	-	1LE7503-1BA23-5AA4-Z, Z=B59	94,750
5.5	7.5	112M	-	1LE7503-1BA73-5AA4-Z, Z=B59	100,950
9.3	12.5	132S	S & M	1LE7503-1CA79-0AA4 M1Y	173,050
11	15	132S	S & M	1LE7503-1CA73-5AA4	183,050
45	60	200L	-	1LE7503-2AA73-5AA4^	670,150
75	100	250M	-	1LE7503-2CA73-5AA4^	1,330,600
90	120	280M	-	1LE7503-2CA83-5AA4^	1,427,150
110*	150	280M	S & M	1LE7503-2DA73-5AA4^	1,824,100

4 - Pole 1500 rev/min					
Output		Frame Size	Mounting holes	Ordering Code (MLFB)	Unit LP in ₹
kW	HP				
415VA 50Hz					
4.0*	5.5	112M	-	1LE7503-1BB29-0AA4-Z, Z= M1Y+N02	107,895
9.3	12.5	132M	S & M	1LE7503-1CB79-0AA4 M1Y	195,330
37	50	200L	-	1LE7503-2AB73-5AA4^	735,550
55*	75.0	225M	S & M	1LE7503-2BB73-5AA4^	954,050
75	100	250M	-	1LE7503-2CB73-5AA4^	1,380,000
110*	150	280M	S & M	1LE7503-2DB73-5AA4^	1,819,600
132*	180	280M	S & M	1LE7503-2DB83-5AA4^	1,917,050
225	300	315L	M & L	1LE7503-3AB73-5AA4	3,520,000
250	335	315L	M & L	1LE7503-3AB79-0AA4 M1Y^	3,678,400

As industry standard, above ratings are delta connected.

* Temp rise limited to F class.

^ Larger Terminal box (Option code : R50) mandatory

Please contact nearest sales office for documents.

6 - Pole 1000 rev/min					
Output		Frame Size	Mounting holes	Ordering Code (MLFB)	Unit LP in ₹
kW	HP				
415VA 50Hz					
75	100	280M	S & M	1LE7503-2DC73-5AA4	1,521,750
90	120	280M	S & M	1LE7503-2DC83-5AA4^	1,792,300
160	215	315L	M & L	1LE7503-3AC73-5AA4	3,096,800
200	270	315L	M & L	1LE7503-3AC83-5AA4	3,371,350

Severe Duty Series 1LE7 - IE2

Degree of Protection IP55, Insulation Class 'F', Ambient 50°C, S1 duty, Cast Iron housing, Method of Cooling - IC411, 415V ± 10%, 50Hz ± 5%, combined 10%, IMB3 (foot mounted) version as per IS:12615 / IEC:60034-1

2 - Pole 3000 rev/min							
Output		Frame Size	Mounting holes	Ordering Code (MLFB)	Unit LP in ₹	●	▲
kW	HP						
240VΔ/415VY 50Hz*							
0.25	0.35	71	-	1LE7601-OCA22-3AA4#	24,100	●	▲
0.37	0.5	71	-	1LE7501-OCA22-3AA4#	24,100	●	▲
0.55	0.75	71	-	1LE7501-OCA32-3AA4#	26,550	●	▲
0.75	1	80	-	1LE7501-ODA22-3AA4	32,450	●	▲
1.1	1.5	80	-	1LE7501-ODA32-3AA4	33,000	●	▲
1.5	2	90S	S & L	1LE7501-OEA02-3AA4	41,850	●	▲
415VΔ 50Hz							
2.2	3	90L	S & L	1LE7501-OEA43-5AA4	47,600	●	▲
3.7	5	100L	-	1LE7501-1AA53-5AA4	66,350	●	▲
5.5	7.5	132S	S & M	1LE7501-1CA03-5AA4	101,550	●	▲
7.5	10	132S	S & M	1LE7501-1CA13-5AA4	111,150	●	▲
11	15	160M	M & L	1LE7501-1DA23-5AA4	237,100	●	▲
15	20	160M	M & L	1LE7501-1DA33-5AA4	264,400	●	▲
18.5	25	160L	M & L	1LE7501-1DA43-5AA4	299,100	●	▲
22	30	180M	M & L	1LE7501-1EA23-5AA4	345,450	●	▲
30	40	200L	-	1LE7501-2AA43-5AA4	491,550	●	▲
37	50	200L	-	1LE7501-2AA53-5AA4	551,800	●	▲
45	60	225M	S & M	1LE7501-2BA23-5AA4	709,700	●	▲

4 - Pole 1500 rev/min							
Output		Frame Size	Mounting holes	Ordering Code (MLFB)	Unit LP in ₹	●	▲
kW	HP						
240VΔ/415VY 50Hz*							
0.18	0.25	71	-	1LE7601-OCB22-3AA4#	24,750	●	▲
0.25	0.35	71	-	1LE7501-OCB22-3AA4#	24,750	●	▲
0.37	0.5	71	-	1LE7501-OCB32-3AA4#	25,450	●	▲
0.55	0.75	80	-	1LE7501-0DB22-3AA4#	31,400	●	▲
0.75	1	80	-	1LE7501-0DB32-3AA4	33,700	●	▲
1.1	1.5	90S	S & L	1LE7501-0EB02-3AA4	43,000	●	▲
1.5	2	90L	S & L	1LE7501-0EB42-3AA4	47,700	●	▲
415VΔ 50Hz							
2.2	3	100L	-	1LE7501-1AB43-5AA4	59,200	●	▲
3.7	5	112M	-	1LE7501-1BB23-5AA4	74,600	●	▲
5.5	7.5	132S	S & M	1LE7501-1CB03-5AA4	101,000	●	▲
7.5	10	132M	S & M	1LE7501-1CB23-5AA4	118,350	●	▲
11	15	160M	M & L	1LE7501-1DB23-5AA4	220,150	●	▲
15	20	160L	M & L	1LE7501-1DB43-5AA4	251,200	●	▲
18.5	25	180M	M & L	1LE7501-1EB23-5AA4	330,950	●	▲
22	30	180L	M & L	1LE7501-1EB43-5AA4	352,650	●	▲
30	40	200L	-	1LE7501-2AB53-5AA4	520,200	●	▲
37	50	225S	S & M	1LE7501-2BB03-5AA4	608,600	●	▲
45	60	225M	S & M	1LE7501-2BB23-5AA4	706,500	●	▲

+ As industry standard ratings ≤1.5kW are star connected and ratings >1.5kW are delta connected

All 1LE76 motors which are delivered on or after 1st July 2021 will not carry CE mark.

CE mark will be stamped on the nameplate only if the motor conforms to the requirements of COMMISSION REGULATION (EU) 2019/1781 of 1st October 2019 and its amendment issued vide COMMISSION REGULATION (EU) 2021/341 of 23rd February 2021 of the European Union as effective from 1st July 2023.

Click on following symbols provided against respective ordering code for downloading data sheets and general arrangement drawing (GAD).

● Datasheet

▲ GAD

Ratings 0.75kW & above in IE2 are not covered under ecodesign requirement of COMMISSION REGULATION (EU) 2019/1781 of 1st October 2019 and its amendment issued vide COMMISSION REGULATION (EU) 2021/341 of 23rd February 2021 of the European Union as effective from 1st July 2023 and therefore will not carry CE marking.

6 - Pole 1000 rev/min							
Output		Frame Size	Mounting holes	Ordering Code (MLFB)	Unit LP in ₹	●	▲
kW	HP						
240VΔ/415VY 50Hz*							
0.18	0.25	71	-	1LE7501-0CC22-3AA4#	28,300	●	▲
0.25	0.35	71	-	1LE7501-0CC32-3AA4#	28,750	●	▲
0.37	0.5	80	-	1LE7501-0DC22-3AA4#	32,500	●	▲
0.55	0.75	80	-	1LE7501-0DC32-3AA4#	34,950	●	▲
0.75	1	90S	S & L	1LE7501-0EC02-3AA4	44,300	●	▲
1.1	1.5	90L	S & L	1LE7501-0EC42-3AA4	52,250	●	▲
1.5	2	100L	-	1LE7501-1AC42-3AA4	63,650	●	▲
415VΔ 50Hz							
2.2	3	112M	-	1LE7501-1BC23-5AA4	77,550	●	▲
3.7	5	132S	S & M	1LE7501-1CC13-5AA4	111,150	●	▲
5.5	7.5	132M	S & M	1LE7501-1CC33-5AA4	131,150	●	▲
7.5	10	160M	M & L	1LE7501-1DC23-5AA4	216,950	●	▲
11	15	160L	M & L	1LE7501-1DC43-5AA4	267,100	●	▲
15	20	180L	M & L	1LE7501-1EC43-5AA4	351,450	●	▲
18.5	25	200L	-	1LE7501-2AC43-5AA4	454,150	●	▲
22	30	200L	-	1LE7501-2AC53-5AA4	493,150	●	▲
30	40	225M	S & M	1LE7501-2BC23-5AA4	660,900	●	▲

Severe Duty Series 1LE7 - IE2

Degree of Protection IP55, Insulation Class 'F', Ambient 50°C, S1 duty, Cast Iron housing, Method of Cooling - IC411, 415V ± 10%, 50Hz ± 5%, combined 10%, IMB3 (foot mounted) version as per IS:12615 / IEC:60034-1

2 - Pole 3000 rev/min							
Output		Frame Size	Mounting holes	Ordering Code (MLFB)	Unit LP in ₹	●	▲
kW	HP						
55	75	250M	-	1LE7501-2CA23-5AA4	1,036,350	●	▲
75	100	280S	S & M	1LE7501-2DA03-5AA4	1,398,750	●	▲
90	120	280M	S & M	1LE7501-2DA23-5AA4	1,562,450	●	▲
110	150	315S	S & M	1LE7501-3AA03-5AA4	2,027,800	●	▲
132	180	315M	M & L	1LE7501-3AA23-5AA4	2,285,850	●	▲
160	215	315L	M & L	1LE7501-3AA43-5AA4	2,651,750	●	▲
200	270	315L	M & L	1LE7501-3AA63-5AA4	2,879,400	●	▲

4 - Pole 1500 rev/min							
Output		Frame Size	Mounting holes	Ordering Code (MLFB)	Unit LP in ₹	●	▲
kW	HP						
55	75	250M	-	1LE7501-2CB23-5AA4	1,021,050	●	▲
75	100	280S	S & M	1LE7501-2DB03-5AA4	1,343,650	●	▲
90	120	280M	S & M	1LE7501-2DB23-5AA4	1,461,200	●	▲
110	150	315S	S & M	1LE7501-3AB03-5AA4	1,939,750	●	▲
132	180	315M	M & L	1LE7501-3AB23-5AA4	2,117,950	●	▲
160	215	315L	M & L	1LE7501-3AB43-5AA4	2,347,950	●	▲
200	270	315L	M & L	1LE7501-3AB63-5AA4	2,904,600	●	▲

Click on following symbols provided against respective ordering code for downloading data sheets and general arrangement drawing (GAD).

● Datasheet

▲ GAD

Above ratings are not covered under ecodesign requirement of COMMISSION REGULATION (EU) 2019/1781 of 1st October 2019 and its amendment issued vide COMMISSION REGULATION (EU) 2021/341 of 23rd February 2021 of the European Union as effective from 1st July 2023 and therefore will not carry CE marking.

6 - Pole 1000 rev/min							
Output		Frame Size	Mounting holes	Ordering Code (MLFB)	Unit LP in ₹	●	▲
kW	HP						
37	50	250M	-	1LE7501-2CC23-5AA4	923,650	●	▲
45	60	280S	S & M	1LE7501-2DC03-5AA4	1,190,150	●	▲
55	75	280M	S & M	1LE7501-2DC23-5AA4	1,352,900	●	▲
75	100	315S	S & M	1LE7501-3AC03-5AA4	1,658,300	●	▲
90	120	315M	S & M	1LE7501-3AC23-5AA4	1,945,400	●	▲
110	150	315L	M & L	1LE7501-3AC43-5AA4	2,169,650	●	▲
132	180	315L	M & L	1LE7501-3AC63-5AA4	2,464,200	●	▲

Severe Duty Series Increased Power Line 1LE7 - IE2

Degree of Protection IP55, Insulation Class 'F', Ambient 50°C, Cast Iron housing, Method of Cooling - IC411, 415V ± 10%, 50Hz ± 5%, combined 10%, IMB3 (foot mounted) version as per IS:12615 / IEC:60034-1

2 - Pole 3000 rev/min					
Output		Frame Size	Mounting holes	Ordering Code (MLFB)	Unit LP in ₹
kW	HP				
415VΔ 50Hz					
4.0	5.5	112M	-	1LE7501-1BA23-5AA4-Z, Z=B59	81,250
5.5*	7.5	112M	-	1LE7501-1BA73-5AA4-Z, Z=B59	88,050
9.3	12.5	132S	S & M	1LE7501-1CA79-0AA4 M1Y	154,450
11	15	132S	S & M	1LE7501-1CA73-5AA4	163,450
22	30	160L	M & L	1LE7501-1DA73-5AA4	337,350
30	40	180M	M & L	1LE7501-1EA73-5AA4	439,600
37*	50	180M	M & L	1LE7501-1EA83-5AA4	490,400
45	60	200L	-	1LE7501-2AA73-5AA4^	637,000
55	75	200L	-	1LE7501-2AA83-5AA4^	717,150
55	75	225M	S & M	1LE7501-2BA73-5AA4^	794,700
75	100	250M	-	1LE7501-2CA73-5AA4^	1,279,200
90	120	250M	-	1LE7501-2CA83-5AA4^	1,351,950
110	150	280M	S & M	1LE7501-2DA73-5AA4^	1,654,400
132*	180	280M	S & M	1LE7501-2DA83-5AA4^	1,794,600

+ Rating 2.2kW is star connected and balance ratings are delta connected.

* Temp rise limited to F class.

^ Larger Terminal box (Option code : R50) mandatory

Please contact nearest sales office for documents.

4 - Pole 1500 rev/min					
Output		Frame Size	Mounting holes	Ordering Code (MLFB)	Unit LP in ₹
kW	HP				
240VΔ/415VY 50Hz+					
2.2	3	90L	S & L	1LE7501-0EB72-3AA4	56,500
415VΔ 50Hz					
3.7	5	100L	-	1LE7501-1AB73-5AA4	74,250
5.5*	7.5	112M	-	1LE7501-1BB73-5AA4	96,800
9.3	12.5	132M	S & M	1LE7501-1CB79-0AA4 M1Y	171,850
18.5	25	160L	M & L	1LE7501-1DB73-5AA4	303,950
37*	50	200L	-	1LE7501-2AB73-5AA4	576,600
55	75	225M	S & M	1LE7501-2BB73-5AA4^	824,600
75*	100	250M	-	1LE7501-2CB73-5AA4	1,207,150
110	150	280M	S & M	1LE7501-2DB73-5AA4^	1,724,250
132	180	280M	S & M	1LE7501-2DB83-5AA4^	1,923,500
225	300	315L	M & L	1LE7501-3AB73-5AA4	3,314,750
250*	335	315L	M & L	1LE7501-3AB79-0AA4 M1Y^	3,474,600

6 - Pole 1000 rev/min					
Output		Frame Size	Mounting holes	Ordering Code (MLFB)	Unit LP in ₹
kW	HP				
240VΔ/415VY 50Hz+					
2.2	3	100L	-	1LE7501-1AC72-3AA3	73,700
415VΔ 50Hz					
3.7*	5	112M	-	1LE7501-1BC73-5AA4	96,550
7.5	10	132M	S & M	1LE7501-1CC73-5AA4	183,250
15*	20	160L	M & L	1LE7501-1DC73-5AA4	314,250
18.5*	25	180L	M & L	1LE7501-1EC73-5AA4	423,700
160*	215	315L	M & L	1LE7501-3AC73-5AA4	2,688,450
200*	270	315L	M & L	1LE7501-3AC83-5AA4^	3,070,750



A benchmark for performance

Intermittent (S3/S4) duty motors - For Crane duty applications

- High reliability and uptime
- Low maintenance cost

SALOC

INNOMOTICS

Crane Duty Motors 1LE7 - IE2

Line Operation

Degree of Protection IP55, Insulation Class F, Temp. Rise - Class B, Ambient 50°C, Cast Iron housing, Method of Cooling - IC411, 415V ± 10%, 50Hz ± 5%, combined 10%, IMB3 (foot mounted) version as per IS:12615 / IEC:60034-1. Motor suitable to operate on Line fed supply

4 - Pole 1500 rev/min							
S1 duty kW		S4 duty kW 40% CDF, 150 SPH		Frame Size	Mounting Holes	Ordering code (MLFB)	Unit LP in ₹
kW	HP	kW	HP				
240VΔ/415VY 50Hz+							
0.37	0.5	0.47	0.64	71	-	1LE7501-OCB32-3AA4-Z, Z=Y82	26,350
0.55	0.75	0.69	0.94	80	-	1LE7501-ODB22-3AA4-Z, Z=Y82	32,300
0.75	1	0.94	1.3	80	-	1LE7501-ODB32-3AA4-Z, Z=Y82	34,600
1.1	1.5	1.3	1.8	90S	S & L	1LE7501-OEB02-3AA4-Z, Z=Y82	43,900
1.5	2	1.9	2.6	90L	S & L	1LE7501-OEB42-3AA4-Z, Z=Y82	48,600
2.2	3	2.2	3	90L	S & L	1LE7501-OEB72-3AA4-Z, Z=Y82	57,400
415VA 50Hz							
3.7	5	3.7	5	100L	-	1LE7501-1AB79-0AA4-Z, Z=Y82+MIY	78,000
5.5	7.5	5.5	7.5	112M	-	1LE7501-1BB79-0AA4-Z, Z=Y82+MIY	101,250
7.5	10	7.5	10	132M	S & M	1LE7501-1CB23-5AA4-Z, Z=Y82	119,500
9.3	12.5	9.3	12.5	132M	S & M	1LE7501-1CB79-0AA4-Z, Z=Y82+MIY	1,73,000
11	15	11	15	160M	M & L	1LE7501-1DB23-5AA4-Z, Z=Y82	221,950
15	20	15	20	160L	M & L	1LE7501-1DB43-5AA4-Z, Z=Y82	253,100
18.5	25	18.5	25	160L	M & L	1LE7501-1DB79-0AA4-Z, Z=Y82+MIY	312,800
22	30	22	30	180L	M & L	1LE7501-1EB43-5AA4-Z, Z=Y82	354,450

6 - Pole 1000 rev/min							
S1 duty kW		S4 duty kW 40% CDF, 150 SPH		Frame Size	Mounting Holes	Ordering code (MLFB)	Unit LP in ₹
kW	HP	kW	HP				
240VΔ/415VY 50Hz+							
0.25	0.35	0.32	0.44	71	-	1LE7501-OCC32-3AA4-Z, Z=Y82	29,100
0.37	0.5	0.47	0.64	80	-	1LE7501-ODC22-3AA4-Z, Z=Y82	33,400
0.55	0.75	0.7	0.95	80	-	1LE7501-ODC32-3AA4-Z, Z=Y82	35,850
0.75	1	0.9	1.2	90S	S & L	1LE7501-OEC02-3AA4-Z, Z=Y82	45,200
1.1	1.5	1.5	2	90L	S & L	1LE7501-OEC42-3AA4-Z, Z=Y82	53,150
415VA 50Hz							
2.2	3	2.4	3.3	100L	-	1LE7501-1AC79-0AA4-Z, Z=Y82	77,450
3.7	5	3.9	5.3	112M	-	1LE7501-1BC79-0AA4-Z, Z=Y82	101,000
5.5	7.5	5.9	8	132M	S & M	1LE7501-1CC33-5AA4-Z, Z=Y82	132,500
7.5	10	7.5	10	132M	S & M	1LE7501-1CC73-5AA4-Z, Z=Y82	184,400
7.5	10	8.2	11	160M	M & L	1LE7501-1DC23-5AA4-Z, Z=Y82	218,750
11	15	11	15	160L	M & L	1LE7501-1DC43-5AA4-Z, Z=Y82	268,900
15*	20	15	20	160L	M & L	1LE7501-1DC79-0AA4-Z, Z=Y82+MIY	323,100
18.5*	25	18.5	25	180L	M & L	1LE7501-1EC79-0AA4-Z, Z=Y82+MIY	435,050

S1 data will be punched on main nameplate with IE marking wherever applicable with S1 duty and standard output.

Respective S4 data will be punched on auxiliary nameplate. S4 data on main nameplate can be provided on request; however S1 data and IE marking will be available on Auxiliary nameplate.

* Temp rise limited to F class.

Y82 option price is included in the above LP.

MIY is mandatory wherever applicable & prices are inclusive in above LP.

+ Ratings ≤1.5kW are star connected and ratings >1.5kW are delta connected (except 2.2kW/4P)

Crane Duty Motors 1LE7 - IE2

VFD Operation

Degree of Protection IP55, Insulation Class F, Temp. Rise - Class F, Ambient 50°C, Cast Iron housing, Method of Cooling - IC411, 415V ± 10%, 50Hz ± 5%, combined 10%, IMB3 (foot mounted) version as per IS:12615 / IEC:60034-1. Motor suitable to operate on VFD supply

4 - Pole 1500 rev/min							
S1 duty kW		S4 duty kW 40% CDF, 150 SPH		Frame Size	Mounting Holes	Ordering code (MLFB)	Unit LP in ₹
kW	HP	kW	HP				
240VΔ/415VY 50Hz+							
0.37	0.5	0.5	0.7	71	-	1LE7501-OCB32-3AA4-Z, Z=Y82	26,350
0.55	0.75	0.75	1	80	-	1LE7501-ODB22-3AA4-Z, Z=Y82	32,300
0.75	1	1.1	1.5	80	-	1LE7501-ODB32-3AA4-Z, Z=Y82	34,600
1.1	1.5	1.5	2	90S	S & L	1LE7501-OEB02-3AA4-Z, Z=Y82	43,900
1.5	2	2.2	3	90L	S & L	1LE7501-OEB42-3AA4-Z, Z=Y82	48,600
415VΔ 50Hz							
2.2	3	2.9	3.9	100L	-	1LE7501-1AB43-5AA4-Z, Z=Y82	60,350
3.7	5	4	5.4	100L	-	1LE7501-1AB73-5AA4-Z, Z=Y82	75,400
5.5	7.5	6	8.2	112M	-	1LE7501-1BB73-5AA4-Z, Z=Y82	97,950
5.5	7.5	7	9.5	132S	S & M	1LE7501-1CB03-5AA4-Z, Z=Y82	102,150
7.5	10	9.3	12.5	132M	S & M	1LE7501-1CB23-5AA4-Z, Z=Y82	119,500
11	15	14	19	160M	M & L	1LE7501-1DB23-5AA4-Z, Z=Y82	221,950
15	20	18.5	25	160L	M & L	1LE7501-1DB43-5AA4-Z, Z=Y82	253,000
18.5	25	22	30	180M	M & L	1LE7501-1EB23-5AA4-Z, Z=Y82	332,750
22	30	27	37	180L	M & L	1LE7501-1EB43-5AA4-Z, Z=Y82	354,450

6 - Pole 1000 rev/min							
S1 duty kW		S4 duty kW 40% CDF, 150 SPH		Frame Size	Mounting Holes	Ordering code (MLFB)	Unit LP in ₹
kW	HP	kW	HP				
240VΔ/415VY 50Hz+							
0.25	0.35	0.37	0.5	71	-	1LE7501-OCC32-3AA4-Z, Z=Y82	29,100
0.37	0.5	0.50	0.7	80	-	1LE7501-ODC22-3AA4-Z, Z=Y82	33,400
0.55	0.75	0.75	1	80	-	1LE7501-ODC32-3AA4-Z, Z=Y82	35,850
0.75	1	1.1	1.5	90S	S & L	1LE7501-OEC02-3AA4-Z, Z=Y82	45,200
1.1	1.5	1.5	2	90L	S & L	1LE7501-OEC42-3AA4-Z, Z=Y82	53,150
1.5	2	2.2	3	100L	-	1LE7501-1AC42-3AA4-Z, Z=Y82	64,800
415VΔ 50Hz							
2.2	3	3.2	4.4	112M	-	1LE7501-1BC23-5AA4-Z, Z=Y82	78,700
3.7	5	4	5.5	112M	-	1LE7501-1BC73-5AA4-Z, Z=Y82	97,700
3.7	5	5.5	7.5	132S	S & M	1LE7501-1CC13-5AA4-Z, Z=Y82	112,300
5.5	7.5	7.5	10	132M	S & M	1LE7501-1CC33-5AA4-Z, Z=Y82	132,300
7.5	10	9.3	12.5	160M	M & L	1LE7501-1DC23-5AA4-Z, Z=Y82	218,750
11	15	15	20	160L	M & L	1LE7501-1DC43-5AA4-Z, Z=Y82	268,900
15	20	18.5	25	180L	M & L	1LE7501-1EC43-5AA4-Z, Z=Y82	353,250

S1 data will be punched on main nameplate with IE marking wherever applicable with S1 duty and standard output.

Respective S4 data will be punched on Auxiliary nameplate. S4 data on main nameplate can be provided on request; however S1 data and IE class will be available on Auxiliary nameplate.

Y82 option price is included in the above LP.

M1Y is mandatory wherever applicable & prices are inclusive in above LP.

+ Ratings ≤1.5kW are star connected and ratings >1.5kW are delta connected

Fire Fighting Pump Application Motors - IE2

SALOC

Degree of Protection IP55, Insulation Class F, Temp. Rise - Class F on DOL start, S1 Duty, Ambient 50°C, Cast Iron housing, Method of Cooling - IC411, 415V ± 10%, 50Hz ± 5%, combined 10%, IMB3 (foot mounted) version as per IS:12615 / IEC:60034-1


2 - Pole 3000 rev/min					
Output		Frame Size	Mounting holes	Ordering Code (MLFB)	Unit LP in ₹
kW	HP				
415VΔ 50Hz					
5.5	7.5	112M	-	1LE7501-1BA73-5AA4-Z	92,450
7.5	10	132S	S & M	1LE7501-1CA13-5AA4-Z	118,300
9.3	12.5	132S	S & M	1LE7501-1CA79-0AA4-Z ⁸	161,600
11	15	132S	S & M	1LE7501-1CA73-5AA4-Z	170,600
22	30	160L	M & L	1LE7501-1DA73-5AA4-Z	349,350
30	40	180L	M & L	1LE7501-1EA73-5AA4-Z	451,600
37	50	180L	M & L	1LE7501-1EA83-5AA4-Z	502,400
45	60	200L	M & L	1LE7501-2AA73-5AA4-Z	657,850

2 - Pole 3000 rev/min					
Output		Frame Size	Mounting holes	Ordering Code (MLFB)	Unit LP in ₹
kW	HP				
415VΔ 50Hz					
55	75	200L	-	1LE7501-2AA83-5AA4-Z	737,800
55	75	225M	S & M	1LE7501-2BA73-5AA4-Z	815,350
75	100	250M	-	1LE7501-2CA73-5AA4-Z	1,314,350
90	120	250M	-	1LE7501-2CA83-5AA4-Z	1,387,100
110	150	280M	S & M	1LE7501-2DA73-5AA4-Z	1,699,750
125	170	280M	S & M	1LE7501-2DA89-0AA4-Z ⁸	1,755,900
160	215	315L	M & L	1LE7501-3AA43-5AA4-Z	2,719,800
180	240	315L	M & L	1LE7501-3AA49-0AA4-Z ⁸	2,795,800

Please contact nearest sales office for data sheet and drawings.

Colour of motors are Fire red & Z Code - Y56 (Shade 536 as per IS:5) prices are inclusive in the above LP.


& M1Y option is mandatory & prices are inclusive in same.



SALOC

















INNOMOTICS

**For advanced
technology in
Bearing Insulation,
order motors with L51
(For VFD Fed Motor)**



- Proven technology & now available in India from frame sizes 225 - 315.
- Higher impedance to bearing current throughout the speed range.
- Eliminates use of Insulated bearing.

Selection & Ordering codes for Severe Duty 1LE7

MLFB Position	Voltage code		Construction code	Winding Protection code	Terminal Box code	Incremental LP in INR												
	12th & 13th	Short code	14th	15th	16th	71	80	90	100	112	132	160	180	200	225	250	280	315
1LE7503 - □□□	■ -		□-□□□□	□-□□□□	□-□□□□													
Voltage																		
50Hz, 415VΔ*	3-5					□	□	□	□	□	□	□	□	□	□	□	□	□
50Hz, 240VΔ/415VY*	2-3					□	□	□	□	□	□	□	□	□	□	□	□	□
50Hz, 380VY	2-1					1600	1950	2150	2600	3300	5200	7050	9550	13850	20650	42550	56150	76000
50Hz, 400VY	2-2					1600	1950	2150	2600	3300	5200	7050	9550	13850	20650	42550	56150	76000
50Hz, 380VΔ	3-3					1600	1950	2150	2600	3300	5200	7050	9550	13850	20650	42550	56150	76000
50Hz, 400VΔ	3-4					1600	1950	2150	2600	3300	5200	7050	9550	13850	20650	42550	56150	76000
50Hz, 500VΔ [‡]	4-0					1600	1950	2150	2600	3300	5200	7050	9550	13850	20650	42550	56150	76000
50Hz, Any Non std voltage mentioned in Table 10.1 (upto 480V)	9-0	M1Y				1600	1950	2150	2600	3300	5200	7050	9550	13850	20650	42550	56150	76000
60Hz, Any Non std voltage mentioned in Table 10.2 (upto 480V) [‡]	9-0	Refer Table 10.2				1600	1950	2150	2600	3300	5200	7050	9550	13850	20650	42550	56150	76000
50Hz, 690VΔ [§]	4-7					1600	1950	2150	2600	3300	5200	7050	9550	13850	20650	42550	56150	76000
50Hz, 690VY [§]	9-0	M1Y				1600	1950	2150	2600	3300	5200	7050	9550	13850	20650	42550	56150	76000
Voltage other than above	9-0	M1Y				Contact Sales office												
Customized winding	9-0	M1Y				1600	1950	2150	2600	3300	5200	7050	9550	13850	20650	42550	56150	76000
Type of Construction																		
	IMB3	A				□	□	□	□	□	□	□	□	□	□	□	□	□
	IMV5	C				○	○	○	○	○	○	○	○	○	○	○	○	○
	IMV6	D				○	○	○	○	○	○	○	○	○	○	○	○	○
	IMV1	G				1250	1350	1800	2150	2700	3650	9550	13850	21750	31550	49350	64650	113950
	IMV3^	H				1250	1350	1800	2150	2700	3650	9550	13850	21750	31550	49350	64650	113950
	IMB5^	F				1250	1350	1800	2150	2700	3650	9550	13850	21750	31550	49350	64650	113950
	IMB14	K				1600	1950	2150	2700	3300	5200	Not Available						
	IMV18	M				1250	1350	1800	2150	2700	3650	Not Available						
	IMV19	L				1250	1350	1800	2150	2700	3650	Not Available						
	IMB35	J				1500	1850	2550	2650	2700	3650	9550	13850	21750	31550	49350	64650	113950
	IMB34	N				1600	1950	2150	2700	3300	5200	Not Available						
	IMV36 ¹	Y				1250	1350	1800	2150	2700	3650	9550	13850	21750	31550	49350	64650	113950
	IMB6	T				○	○	○	○	○	○	○	○	○	○	○	○	○
	IMB7	U				○	○	○	○	○	○	○	○	○	○	○	○	○
	IMB8	V				○	○	○	○	○	○	○	○	○	○	○	○	○
	IMV15	W				1250	1350	1800	2150	2700	3650	9550	13850	21750	31550	49350	64650	113950

- Standard Version
- Without additional charges.

Note:

As industry standard ratings ≤1.5kW are star connected and ratings >1.5kW are delta connected.

@ Voltage code 9-0 in position 12-13 requires additional order code M1Y along with plain text mentioning voltage & frequency.

& All 60Hz motors delivered on or after 1st July 2021 will not carry CE mark.

\$ Suitable for Grid operation only.

¹ IMV35 shall be provided when used with B59

² Can not be offered when MLFB-15th digit is "A"

[^] Except frame 315L

Extra Price Calculations

**Accessories/Non std. features are in incremental LP.
Add incremental LP to base price of motor & then offer discount.**

Selection & Ordering codes for Severe Duty 1LE7

MLFB Position	Voltage code		Construction code	Winding Protection code	Terminal Box code	Incremental LP in INR													
	12th & 13th	Short code				14th	15th	16th	71	80	90	100	112	132	160	180	200	225	250
1LE7503 - □□□	■ -		□ - □□□□	□ - □□□□	□ - □□□□														
Winding Protection				MLFB: 15th	Z Code if any														
Without protection				A			□	□	□	□	□	□	□	□	□	□	□	□	□
3x PTC thermistors for tripping (Class F)				B			11,800	11,800	11,800	11,800	11,800	11,800	13,150	13,150	13,150	13,150	15,300	15,300	15,300
6x PTC thermistors for tripping (Class F)				B	Q11		23,600	23,600	23,600	23,600	23,600	23,600	26,300	26,300	26,300	26,300	29,500	29,500	29,500
6x PTC thermistors - 3x for alarm and 3x for tripping (Class F)				C			23,600	23,600	23,600	23,600	23,600	23,600	26,300	26,300	26,300	26,300	29,500	29,500	29,500
3x PTC thermistors for tripping (Class B)				B	Q90		11,800	11,800	11,800	11,800	11,800	11,800	13,150	13,150	13,150	13,150	15,300	15,300	15,300
6x PTC thermistors for tripping (Class B)				B	Q11+Q90		23,600	23,600	23,600	23,600	23,600	23,600	26,300	26,300	26,300	26,300	29,500	29,500	29,500
6x PTC thermistors - 3x for alarm and 3x for tripping (Class B)				C	Q90		23,600	23,600	23,600	23,600	23,600	23,600	26,300	26,300	26,300	26,300	29,500	29,500	29,500
3x PT100 resistance thermometers in stator winding - 2 wire				H			41,950	41,950	41,950	41,950	41,950	41,950	46,700	46,700	46,700	46,700	49,900	49,900	49,900
6x PT100 resistance thermometers in stator winding - 2 wire				J			87,650	87,650	87,650	87,650	87,650	87,650	92,550	92,550	92,550	92,550	98,650	98,650	98,650
Embedded temperature sensor - PT1000				K			Not Available					15,900	15,900	15,900	15,900	17,600	17,600	17,600	
2x Embedded temperature sensor - PT1000				L			Not Available					31,050	31,050	31,050	31,050	34,000	34,000	34,000	
3x PT100 resistance thermometers in stator winding - 3 wire				Z	Q1B		Not Available					46,700	46,700	46,700	46,700	49,900	49,900	49,900	
6x PT100 resistance thermometers in stator winding - 3 wire				Z	Q2B		Not Available					92,550	92,550	92,550	92,550	98,650	98,650	98,650	
12x PT100 resistance thermometers in stator winding - 3 wire				Z	Q2B+Q66		Not Available												1,96,750
3x Bi-metallic sensors for trip operation (Thermostats)				Z	Q3A		11,800	11,800	11,800	11,800	11,800	11,800	13,150	13,150	13,150	13,150	15,300	15,300	15,300
6x Bi-metallic sensors (3x for alarm, 3x for tripping) (Thermostats)				Z	Q9A		23,600	23,600	23,600	23,600	23,600	23,600	26,300	26,300	26,300	26,300	29,500	29,500	29,500
3x Bi-metallic sensors for trip operation (Thermostats) - additional					Q31 ²		Not Available			11,800	11,800	11,800	13,150	13,150	13,150	13,150	15,300	15,300	15,300
6x Bi-metallic sensors for alarm and trip operation (Thermostats) - additional					Q32 ²		Not Available			23,600	23,600	23,600	26,300	26,300	26,300	26,300	29,500	29,500	29,500
3x PT100 resistance thermometers in stator winding - 3 wire (additional)					Q65 ²		Not Available					46,700	46,700	46,700	46,700	49,900	49,900	49,900	
6x PT100 resistance thermometers in stator winding - 3 wire (additional) - [In addition to Q2B]					Q66 ²		Not Available					92,550	92,550	92,550	92,550	98,650	98,650	98,650	
Terminal Box Position																			
Terminal Box on TOP					4	□	□	□	□	□	□	□	□	□	□	□	□	□	□
Mains Terminal box on RHS as viewed from DE					5	Not Available			6,600	7,350	8,150	19,050	19,050	21,750	27,000	36,850	38,550	43,650	
Mains Terminal box on LHS as viewed from DE					6	Not Available			6,600	7,350	8,150	19,050	19,050	21,750	27,000	36,850	38,550	43,650	

□ Standard Version

Extra Price Calculations

Accessories/Non std. features are in incremental LP. Add incremental LP to base price of motor & then offer discount.

Voltage Code (Specified in MLFB Positions 12 & 13)

Position 12 & 13	Connection		Short Code
	Δ	Υ	
90	220VΔ	-	M1Y
90	230VΔ	-	M1Y
90	240VΔ	-	M1Y
90	360VΔ	-	M1Y
90	440VΔ	-	M1Y
90	460VΔ	-	M1Y
90	480VΔ	-	M1Y
90	525VΔ	-	M1Y
90	-	660VΥ	M1Y
90	-	690VΥ	M1Y
90	Any other voltage		M1Y

Position 12 & 13	Standard 50Hz Power		Short Code
	Δ	Υ	
90	220VΔ	380VΥ	M2A
90	380VΔ	660VΥ	M2B
90		440VΥ	M2C
90	440VΔ		M2D
90		460VΥ	M2E
90	460VΔ		M2F
90		575VΥ	M2G
90	575VΔ		M2H
90	400VΔ	690VΥ	M2J
90		480Y	M2K
90	480VΔ		M2L
90	230VΔ	400Y	M2M
90	Any other voltage apart from those listed above.		M1Y

Notes:

- Short codes are mandatory when 12 and 13 in MLFB is 9 and 0 respectively.
 - M1Y requires Hz, V and kW to be specified in plain text
 - 60Hz mandates that a "-Z", Z = B59 to be specified.
 - For 1LE77 motors only 2-3 or 3-5 is possible. For 60Hz please enquire.
 - For 1LE75 and 1LE76 all above voltagees are possible for frames 71 - 225.
 - For frames 250 - 315, not all above voltages may be possible. Please enquire with nearest office.
- & All 60Hz motors delivered on or after 1st July 2021 will not carry CE mark.

Price Add-ons for Severe Duty 1LE7

Options (Non-standard features / Accessories)																			
Sr. No.	Description	Z-Code	Remarks	Note	Incremental LP in INR														
					71	80	90	100	112	132	160	180	200	225	250	280	315		
1	2x PT100 screw-in resistance thermometers (2 wire) for rolling-contact bearings [Simplex 2 wire type]	Q72			Not Applicable								41,950	41,950	41,950	41,950	85,050	85,050	85,050
2	2x PT100 screw-in resistance thermometers (3 wire) for rolling-contact bearings [Simplex 3 wire type]	Q67			Not Applicable								41,950	41,950	41,950	41,950	85,050	85,050	85,050
3	2x PT100 double screw-in resistance thermometers (3 wire) for rolling-contact bearings [Duplex 2 wire type]	Q68			Not Applicable								41,950	41,950	41,950	41,950	85,050	85,050	85,050
Connection and Connection Box																			
4	External Grounding (Earthing) Terminal on motor feet	H04			<input type="checkbox"/>	<input type="checkbox"/>	<input type="checkbox"/>	<input type="checkbox"/>	<input type="checkbox"/>	<input type="checkbox"/>	<input type="checkbox"/>	<input type="checkbox"/>	<input type="checkbox"/>	<input type="checkbox"/>	<input type="checkbox"/>	<input type="checkbox"/>	<input type="checkbox"/>		
5	Second external grounding (earthing) terminal on motor feet	H70			<input type="checkbox"/>	<input type="checkbox"/>	<input type="checkbox"/>	<input type="checkbox"/>	<input type="checkbox"/>	<input type="checkbox"/>	<input type="checkbox"/>	<input type="checkbox"/>	<input type="checkbox"/>	<input type="checkbox"/>	<input type="checkbox"/>	<input type="checkbox"/>	<input type="checkbox"/>		
6	Rotation of the mains terminal box through 90°, entry from DE	R10			<input type="radio"/>	<input type="radio"/>	<input type="radio"/>	<input type="radio"/>	<input type="radio"/>	<input type="radio"/>	<input type="radio"/>	<input type="radio"/>	<input type="radio"/>	<input type="radio"/>	<input type="radio"/>	<input type="radio"/>	<input type="radio"/>		
7	Rotation of the mains terminal box through 90°, entry from NDE	R11			<input type="radio"/>	<input type="radio"/>	<input type="radio"/>	<input type="radio"/>	<input type="radio"/>	<input type="radio"/>	<input type="radio"/>	<input type="radio"/>	<input type="radio"/>	<input type="radio"/>	<input type="radio"/>	<input type="radio"/>	<input type="radio"/>		
8	Rotation of mains terminal box through 180°	R12			<input type="radio"/>	<input type="radio"/>	<input type="radio"/>	<input type="radio"/>	<input type="radio"/>	<input type="radio"/>	<input type="radio"/>	<input type="radio"/>	<input type="radio"/>	<input type="radio"/>	<input type="radio"/>	<input type="radio"/>	<input type="radio"/>		
9	6x flying leads, 0.5 m long	R22			7,350	7,350	7,350	7,350	7,350	7,350	14,750	14,750	Not Available		Not Available				
10	6x flying leads, 1.5 m long	R23			11,000	11,000	11,000	11,000	11,000	11,000	21,750	21,750	21,750	21,750	58,950	73,700	1,37,200		
11	6x flying leads, 3 m long	R24			14,500	14,500	14,500	14,500	14,500	14,500	29,050	29,050	29,050	29,050	73,700	87,300	1,81,450		
12	Reducer	R30			Not Available			7,350	7,350	7,350	20,650	20,650	20,650	20,650	27,200	27,200	27,200		
13	Removable cable entry plate	R52			Not Available						17,900	17,900	17,900	27,200	27,200	27,200			
14	Undrilled removable entry plate	R53			Not Available						17,900	17,900	17,900	27,200	27,200	27,200			
15	Next larger mains terminal box	R50			3,850	3,850	3,850	5,900	5,900	5,900	13,850	16,550	16,550	16,550	36,300	39,700	56,700		
16	Cable end box extension	R59	Possible only in combination with R52/R53 for FS upto 280; R50/R52/R53 in FS 315		Not Available						15,650	19,950	19,950	26,100	35,150	35,150			
17	1x Cast-iron auxiliary terminal box (Small)	R62			Not Available						12,000	12,000	12,000	12,000	15,900	15,900	15,900		
18	1x Cast-iron auxiliary terminal box (Large)	R63			Not Available						17,900	17,900	22,700	22,700	22,700				
19	2x Cast-iron auxiliary terminal box (Small)	R67			Not Available						23,600	23,600	23,600	23,600	30,600	30,600	30,600		
20	2x Cast-iron auxiliary terminal box (Large)	R68			Not Available						39,000			39,000	39,000				
21	Mains Terminal box - Cast Iron (where AI is a standard)	R64			3,300	3,300	3,300	4,400	4,400	4,400	6,100	6,100	<input type="checkbox"/>	<input type="checkbox"/>	<input type="checkbox"/>	<input type="checkbox"/>	<input type="checkbox"/>		
22	Non-standard threaded through hole (NPT or G thread)	Y61			On Enquiry														
Winding & Insulation																			
23	Ambient temperature 55°C (F utilised to B limits)	N07	Only with 1LE76	&	<input type="radio"/>	<input type="radio"/>	<input type="radio"/>	<input type="radio"/>	<input type="radio"/>	<input type="radio"/>	<input type="radio"/>	<input type="radio"/>	<input type="radio"/>	<input type="radio"/>	<input type="radio"/>	<input type="radio"/>	<input type="radio"/>		
24	Temperature class 155 (F), utilized acc. to 155 (F), with service factor (SF)	N01			<input type="radio"/>	<input type="radio"/>	<input type="radio"/>	<input type="radio"/>	<input type="radio"/>	<input type="radio"/>	<input type="radio"/>	<input type="radio"/>	<input type="radio"/>	<input type="radio"/>	<input type="radio"/>	<input type="radio"/>	<input type="radio"/>		
25	Temperature class 155 (F), utilized acc. to 155 (F), with increased output	N02			<input type="radio"/>	<input type="radio"/>	<input type="radio"/>	<input type="radio"/>	<input type="radio"/>	<input type="radio"/>	<input type="radio"/>	<input type="radio"/>	<input type="radio"/>	<input type="radio"/>	<input type="radio"/>	<input type="radio"/>	<input type="radio"/>		
26	Temperature class 155 (F), utilized acc. to 155 (F), with increased ambient temperature	N03			<input type="radio"/>	<input type="radio"/>	<input type="radio"/>	<input type="radio"/>	<input type="radio"/>	<input type="radio"/>	<input type="radio"/>	<input type="radio"/>	<input type="radio"/>	<input type="radio"/>	<input type="radio"/>	<input type="radio"/>	<input type="radio"/>		
27	Temperature class 180 (H) at rated output and max. CT 60 °C	N11			On Enquiry														
28	Temperature class 180 (H) at rated output	N10			4,400	5,900	6,600	8,150	11,000	13,050	22,000	32,900	43,550	57,850	85,050	1,10,000	1,76,900		
Environmental protection																			
29	Anti-corrosive treatment for winding overhang	N22			5,350	5,350	7,050	7,050	7,050	7,050	8,600	8,600	10,650	13,850	27,200	35,150	55,550		

Notes:

- Standard Version
- Without additional charges.
- & All 1LE76 motors delivered on or after 1st July 2021 will not carry CE mark.

Extra Price Calculations

Accessories/Non std. features are in incremental LP. Add incremental LP to base price of motor & then offer discount.

Price Add-ons for Severe Duty 1LE7

Options (Non-standard features / Accessories)

Sr. No.	Description	Z-Code	Remarks	Note	Incremental LP in INR												
					71	80	90	100	112	132	160	180	200	225	250	280	315
30	Increased air humidity / temperature (30g to 60g of water /m ³ of air)	N30			On Enquiry										9,050	11,350	12,450
31	Increased air humidity / temperature (60g to 100g of water /m ³ of air)	N31			On Enquiry										12,450	15,900	19,300
32	Sea worthy packaging	B12			24,950	24,950	24,950	30,150	30,150	30,150	43,550	44,700	49,450	56,450	70,300	1,02,050	1,36,100

Motors for Converter Fed Operation

33	Inverter suitable winding		For FS 71-225 (Inverter output voltage ≤480V) For FS 250-315 (Inverter output voltage ≤500V)		<input type="checkbox"/>	<input type="checkbox"/>	<input type="checkbox"/>	<input type="checkbox"/>	<input type="checkbox"/>	<input type="checkbox"/>	<input type="checkbox"/>	<input type="checkbox"/>	<input type="checkbox"/>	<input type="checkbox"/>	<input type="checkbox"/>	<input type="checkbox"/>	<input type="checkbox"/>
34	Inverter suitable winding		For FS 71-225 (Inverter output voltage>480 and ≤690V)+ For FS 250-315 (Inverter output voltage>500 and ≤690V)+		On Enquiry										1,49,700	1,49,700	1,49,700
35	Insulated Shaft	L51			Not Available								1,84,850	1,84,850	1,84,850	1,84,850	
36	Insulated Bearing at NDE	L53			Not Available						1,58,750	1,58,750	1,98,450	2,15,450	2,15,450	2,15,450	2,15,450
37	Mounting of Separately Driven Fan	F70			Not Available				95,050	1,02,300	1,23,850	1,41,500	1,72,350	1,83,700	2,42,700		
38	Separately driven fan with non-standard voltage and/or frequency	Y81	To be ordered along with F70		Not Available				7,500	7,500	7,500	7,500	10,200	10,200	10,200		

Heating & Ventilation

39	Fan cover for textile industry (Clean Flow Fan Cowl includes Canopy)	F75			NA	5,200	5,200	8,750	8,750	10,300	10,450	Not Available			Not Available		
40	Sheet Metal Fan Cowl	F74			300	400	450	450	900	1,050	2,500	3,800	<input type="checkbox"/>	<input type="checkbox"/>	<input type="checkbox"/>	<input type="checkbox"/>	<input type="checkbox"/>
41	Metal external fan (Metal Fan [no AL])	F76	1		7,350	7,350	7,350	14,500	14,500	14,500	25,400	25,400	33,800	33,800	43,100	56,700	89,600
42	Without external fan and without fan cover	F90	1		4,400	4,400	4,400	4,400	4,400	4,400	10,000	10,000	13,150	13,150	17,000	23,800	36,300
43	Fan cover with Canopy	H00			5,550	5,900	6,250	6,600	7,050	7,800	10,450	10,450	13,850	13,850	18,150	26,100	38,550
44	Anti-condensation heaters for 230 V	Q02			NA	NA	6,600	6,600	6,600	6,600	10,200	10,200	13,850	13,850	18,150	18,150	18,150
45	Anti-condensation heaters for 115 V	Q03			NA	NA	6,600	6,600	6,600	6,600	10,200	10,200	13,850	13,850	18,150	18,150	18,150
46	Anti-condensation heaters for 240 V	Q07			NA	NA	6,600	6,600	6,600	6,600	8,600	8,600	12,000	12,000	13,600	13,600	13,600
47	Anti-condensation heaters for 120 V	Q08			NA	NA	6,600	6,600	6,600	6,600	8,600	8,600	12,000	12,000	13,600	13,600	13,600

Colour & Paint Finish

Paint Shades (If no paint shade is selected, then RAL 7030 is the standard)

48	Standard Paint Shade - RAL 7030				<input type="checkbox"/>	<input type="checkbox"/>	<input type="checkbox"/>	<input type="checkbox"/>	<input type="checkbox"/>	<input type="checkbox"/>	<input type="checkbox"/>	<input type="checkbox"/>	<input type="checkbox"/>	<input type="checkbox"/>	<input type="checkbox"/>	<input type="checkbox"/>	<input type="checkbox"/>
49	Standard RAL paint shades other than RAL7030	Y53	Specify RAL shade code in plain text		2,150	2,400	2,850	3,750	4,400	7,150	12,000	12,000	20,650	20,650	35,150	45,350	68,050
50	Special RAL paint shades or shades as per IS:5	Y56	Specify RAL/IS shade code in plain text		On Enquiry												

Notes:

- Y53 or Y56 (only one at a time) can be combined with any of the paint finishes indicated in 51 to 56. Below. Just add the appropriate price from 51 to 56.
- Some paint shades both from Y53 or Y56 are only possible with S07. Please consult sales offices for the same.
- Please contact nearest sales office for the paint shade option not available in SPC.

Paint Finish (If no paint finish is selected, Acrylic based paint finish is standard)

51	Acrylic paint finish		60µ standard.		<input type="checkbox"/>	<input type="checkbox"/>	<input type="checkbox"/>	<input type="checkbox"/>	<input type="checkbox"/>	<input type="checkbox"/>	<input type="checkbox"/>	<input type="checkbox"/>	<input type="checkbox"/>	<input type="checkbox"/>	<input type="checkbox"/>	<input type="checkbox"/>	<input type="checkbox"/>
52	Epoxy based Paint - Standard paint thickness	S07+ Y57 (90)	DFT 90µ		3,050	3,050	3,050	4,400	4,400	8,150	13,850	13,850	25,850	25,850	52,150	68,050	1,10,000
53	Epoxy based Paint - Special paint thickness	S07+ Y57 (120)	DFT 120µ [Y57 (120)]		4,400	4,400	4,400	6,600	6,600	12,150	20,400	20,400	38,100	38,100	77,100	1,02,050	1,64,450
54	Epoxy based Paint - Special paint thickness	S07+ Y57 (180)	DFT 180µ [Y57 (180)]		5,900	5,900	5,900	8,750	8,750	16,000	27,200	27,200	50,600	50,600	1,02,050	1,34,950	2,20,000

Notes:

- Not available for IC416 cooling.
- Standard Version
& All 1LE76 motors delivered on or after 1st July 2021 will not carry CE mark.

Extra Price Calculations

Accessories/Non std. features are in incremental LP. Add incremental LP to base price of motor & then offer discount.

Price Add-ons for Severe Duty 1LE7

Options (Non-standard features / Accessories)

Sr. No.	Description	Z-Code	Remarks	Note	Incremental LP in INR												
					71	80	90	100	112	132	160	180	200	225	250	280	315
55	Special finish for use onshore sea air resistant	S03+ S06+ Y57+ H07	180µ [Y57(180)]		25,050	25,050	25,050	25,050	27,450	27,450	41,750	45,350	50,100	54,900	69,150	1,14,550	1,37,200
56	Special finish for use onshore sea air resistant	S03+ S06+ Y57+ H07	240µ [Y57(240)]		29,800	29,800	29,800	29,800	32,750	32,750	48,750	54,900	59,650	65,550	82,800	1,37,200	1,64,450
57	Special paint thickness for offshore use	S04+ S06+ Y57+ H07	295µ [Y57(295)]		35,700	35,700	35,700	35,700	39,350	39,350	58,950	65,550	72,100	78,700	98,650	1,64,450	1,97,300

Notes:

1. Paint thickness needs to be specified by means of plain text irrespective of whether it is standard or special.
2. S06 - Final Coat Polyurethane is mandatory with S03 or S04. S06 is not possible to be ordered separately.
3. H07 - Non-rusting external hardware is mandatory with S03 or S04. H07 can be separately order even without S03 or S04. The separate price for H07 is available against the option at another location.

58	Motor supplied unpainted - only with (Red-oxide) Primer	S01			0	0	0	0	0	0	0	0	0	0	0	0	0
----	---	-----	--	--	---	---	---	---	---	---	---	---	---	---	---	---	---

Encoders

59	Kubler Sendix 5020 HTL Rotary Pulse encoder-10	G11			1,01,250	1,01,250	1,01,250	On Enquiry			Not Available			Not Available			
60	Kubler Sendix 5020 TTL Rotary Pulse encoder-10	G12			1,01,250	1,01,250	1,01,250	On Enquiry			Not Available			Not Available			
61	LL 861900 220 rotary pulse encoder	G04	Without encoder termination cable		Not Available		1,91,750	1,91,750	1,91,750	2,16,800	2,16,800	2,44,250	2,44,250	2,83,500	2,83,500	2,83,500	
62	HOG 9D 1024 I rotary pulse encoder	G05		Not Available		1,83,350	1,83,350	1,83,350	2,08,450	2,08,450	2,35,850	2,35,850	2,73,300	2,73,300	2,73,300		
63	HOG 10D 1024 I rotary pulse encoder	G06		Not Available		1,91,750	1,91,750	1,91,750	2,16,800	2,16,800	2,44,250	2,44,250	2,83,500	2,83,500	2,83,500		
64	Baumer Thalheim make ITD 40 A4 Y126 1024 encoder	G17		Not Available		1,15,550	1,15,550	1,15,550	1,38,100	1,38,100	1,44,250	1,44,250	1,53,100	1,53,100	1,53,100		
65	HOG 86 TP6 DN 1024 I encoder	G19		Not Available		1,57,150	1,57,150	1,57,150	1,78,700	1,78,700	1,85,750	1,85,750	1,93,900	1,93,900	1,93,900		
66	Prepared for mounting Baumer Thalheim make ITD 40 A4 Y126 1024 - encoder	G44			Not Available		22,700	22,700	22,700	44,250	44,250	51,250	51,250	58,950	58,950	58,950	
67	Prepared for mounting cylindrical shaft encoder - 16dia x 52	G45			Not Available		22,700	22,700	22,700	44,250	44,250	51,250	51,250	58,950	58,950	58,950	
68	Prepared for any make Cylindrical Hollow Shaft Encoder	Y71			On Enquiry			22,700	22,700	22,700	44,000	44,000	51,250	51,250	58,950	58,950	58,950
69	Mounting of rotary pulse encoder HOG 10 DN 1024 I + FSL, (speed ... rpm), connection box protection against moisture	Y74			Not Available												
70	Mounting of rotary pulse encoder HOG 10 DN 1024 I + FSL, (speed ... rpm), connection box protection against dust	Y76			Not Available					On Enquiry					On Enquiry		
71	Mounting of rotary pulse encoder HOG 10 DN 1024 I + E SL 93, (speed ... rpm), connection box protection against moisture	Y79			Not Available												

Brake motors

72	Mounting of disk brake	F01	Intorque brake For 4.6 and 8 pole		7,600	9,650	12,000	16,100	21,900	Not Available					Not Available		
73	Mounting of brake	F07	"Emco brake For 2 pole only in Frame size- 71-112"		13,500	18,050	19,400	24,500	25,300	28,800	39,250	40,350	43,300	46,500	Not Available		
74	Brake supply voltage 24 V DC	F10			20,650	29,500	34,000	38,000	39,800	68,250	1,03,650	1,22,700	1,42,650	1,78,050	Not Available		
75	Brake supply voltage 230 V AC, 50/60 Hz	F11			25,750	34,150	38,800	42,550	44,800	72,800	1,08,400	1,28,350	1,48,100	1,82,800	Not Available		
76	Brake supply voltage 400 V AC, 50/60 Hz	F12			29,600	39,000	44,100	48,100	50,350	81,200	1,20,450	1,42,650	1,63,750	1,95,950	Not Available		
77	Brake supply voltage 240 V AC, 50/60 Hz	F13			26,300	34,800	39,450	45,700	47,850	77,450	1,14,550	1,36,550	1,56,500	1,89,850	Not Available		
78	Brake supply voltage 415 V AC, 50/60 Hz	F14			23,800	34,350	38,000	43,900	46,050	74,050	1,10,200	1,19,750	1,49,250	1,89,850	Not Available		
79	Mechanical manual brake release with lever (cannot be locked)	F50			0	0	0	0	0	0	0	0	0	0	0	0	

Mechanical Design & Degrees of Protection

80	Vibration proof version	H02			900	900	900	1,000	1,000	1,000	1,350	1,350	1,600	1,600	2,250	2,250	3,400
81	Condensation drainage holes - sealed with a plug	H03			2,850	2,850	2,850	□	□	□	□	□	□	□	□	□	□
82	Stainless steel fasteners (external)	H07			2,950	2,950	2,950	3,300	3,300	3,300	4,750	4,750	4,750	4,750	12,450	13,600	18,150
83	Mains Terminal box on NDE	H08			Not Available										On Enquiry		
84	IP65 degree of protection	H20			3,300	3,750	4,750	5,900	7,350	11,000	22,000	29,050	40,800	56,450	73,700	94,100	1,15,650

Notes:

- Standard Version
- Without additional charges.

Extra Price Calculations

Accessories/Non std. features are in incremental LP. Add incremental LP to base price of motor & then offer discount.

Price Add-ons for Severe Duty 1LE7

Options (Non-standard features / Accessories)																	
Sr. No.	Description	Z-Code	Remarks	Note	Incremental LP in INR												
					71	80	90	100	112	132	160	180	200	225	250	280	315
85	IP56 degree of protection (non-heavy-seal)	H22			3,300	3,750	4,750	5,900	7,350	11,000	22,000	29,050	40,800	56,450	73,700	94,100	1,15,650
86	Labyrinth Seal on DE & NDE	H28			Not Available										NA	8,500	9,650
Bearing & Lubrication																	
87	Measuring nipple for SPM shock pulse measurement for bearing inspection	Q01			Not Available			7,350	7,350	7,350	8,400	8,400	9,300	12,000	18,150	24,950	38,550
88	Locating bearing, DE	L20			On Enquiry						6,100	6,100	7,250	8,400	10,200	14,750	23,800
89	Bearing design for increased cantilever forces	L22	NU (Cylindrical Roller) Brgs		Not Available						13,600	17,450	26,300	34,950	43,100	56,700	89,600
90	Regreasing device	L19			Not Available			2,050	2,700	3,750	7,950	10,650	15,900	□	□	□	□
91	Flat Button Grease Nipple	L23			Not Available			On Enquiry			7,950	10,650	15,900	On Enquiry			
92	Bearings reinforced at both ends for DE and NDE, bearing size 63	L25	Only where 62 series is a standard		1,950	2,050	2,150	2,700	3,300	5,100	□	□	□	□	□	□	□
93	C4 clearance bearing at DE & NDE	L31			Not Available						10,650	11,550	21,750	28,800	44,250	51,050	57,850
94	SKF bearing at DE & NDE	L32			550	800	900	1,250	1,600	3,500	4,300	5,450	6,800	7,500	10,200	11,350	12,450
95	Double Sealed (ZZ) bearings (permanently lubricated)- only for ball bearings at DE & NDE)	L33			□	□	□	□	□	□	□	□	□	29,050	37,400	44,250	52,150
96	Customer specific regreasing interval	Y94			○	○	○	○	○	○	○	○	○	○	○	○	○
Balance & Vibration Quality																	
97	Vibration Severity Level A				□	□	□	□	□	□	□	□	□	□	□	□	□
98	Vibration Severity Level B	L00			5,000	5,000	5,000	12,250	12,250	12,250	17,450	17,450	29,050	29,050	47,650	47,650	47,650
99	Balancing without key	L01			1,800	1,800	1,800	4,200	4,200	4,200	13,150	13,150	26,300	26,300	41,950	56,700	90,700
100	Full key balancing	L02			1,800	1,800	1,800	4,200	4,200	4,200	13,150	13,150	26,300	26,300	41,950	56,700	90,700
Shaft & Rotor																	
101	Standard Double Shaft Extension (SDSE)	L05		1	4,200	4,200	4,200	5,350	5,350	5,350	10,650	14,050	19,950	24,500	27,200	36,300	57,850
102	Shaft material - Stainless steel	L06			5,450	8,500	12,350	16,000	19,950	25,500	On Enquiry						
103	Non-standard cylindrical shaft extension - DE	Y58		*	5,900	5,900	5,900	7,700	7,700	7,700	17,900	24,250	31,550	39,450	45,350	58,950	93,000
104	Non-standard cylindrical shaft extension - NDE	Y59		*1	5,900	5,900	5,900	7,700	7,700	7,700	17,900	24,250	31,550	39,450	45,350	58,950	93,000
105	Special shaft steel: EN24	Y60			5,450	6,600	8,400	12,450	13,700	21,450	49,450	77,350	78,000	100,000	1,41,750	2,16,600	4,03,700
106	Tapered shaft extension DE	Y62			On Enquiry												
107	Tapered shaft extension NDE	Y63		*1	On Enquiry												
108	Oil Tight shaft	H23	Only for Flange motors and gear box assembly		3,650	3,650	3,650	5,100	5,100	5,100	□	□	□	□	On Enquiry		
Rating Plate & Extra Rating Plate																	
109	Stainless steel nameplate				□	□	□	□	□	□	□	□	□	□	□	□	□
110	Direction indicating arrow - Clockwise	L10			900	900	900	1,150	1,150	1,150	1,800	1,800	2,250	2,250	4,550	5,650	6,800
111	Direction indicating arrow - Counter-clockwise	L11			900	900	900	1,150	1,150	1,150	1,800	1,800	2,250	2,250	4,550	5,650	6,800
112	Extra rating plate with deviating rating plate data	Y80			900	900	900	1,150	1,150	1,150	1,800	1,800	2,250	2,250	4,550	5,650	6,800
113	Extra rating plate with identification code - Auxilliary nameplate	Y82			900	900	900	1,150	1,150	1,150	1,800	1,800	2,250	2,250	4,550	5,650	6,800
114	Nameplate in accordance with IEC	B59			900	900	900	1,150	1,150	1,150	1,800	1,800	2,250	2,250	4,550	5,650	6,800
115	Additional information on rating plate and on package label (max. of 20 characters)	Y84			900	900	900	1,150	1,150	1,150	1,800	1,800	2,250	2,250	4,550	5,650	6,800
116	Second rating plate, supplied loose	M10			900	900	900	1,150	1,150	1,150	1,800	1,800	2,250	2,250	4,550	5,650	6,800
Testing Charges																	
117	Witnessing of Routine Test as per IS15999	B65			25,000	25,000	25,000	25,000	25,000	25,000	35,850	35,850	35,850	35,850	72,600	87,300	1,08,850
118	Visual Inspection (Includes Dimension Measurement and paint shade and thickness)	B66			3,650	3,650	3,650	3,650	3,650	3,650	9,300	9,300	10,000	10,000	18,150	18,150	18,150
119	Type test as per IS 15999	B83			80,000	80,000	80,000	80,000	80,000	80,000	1,50,000	1,50,000	2,00,000	2,00,000	2,75,000	2,75,000	2,75,000
120	Noise measurement without spectrum analysis with acceptance	B70			On Enquiry												
121	Noise measurement with spectrum analysis with acceptance	B72			On Enquiry												

Notes:

- Not available for IC416 cooling.
- * Prior quotation from works necessary
- Standard Version
- & All 1LE76 motors delivered on or after 1st July 2021 will not carry CE mark.

Extra Price Calculations

Accessories/Non std. features are in incremental LP. Add incremental LP to base price of motor & then offer discount.


SALOC

INNOMOTICS

MOVES! 1LE7

IE2, IE3 Efficiency Class
Aluminum Housing Motors

Lightweight, Efficient & Versatile



innomotics.com

Aluminum housing - 1LE7 IE3

Degree of Protection IP55, Insulation Class 'F', Ambient 50°C, Aluminum housing, Method of Cooling - IC411, 415V ± 10%, 50Hz ± 5%, combined 10%, IMB3 (foot mounted) version as per IS:12615 / IEC:60034-1

2 - Pole 3000 rev/min							
Output		Frame Size	Mounting Holes	Ordering Code (MLFB)	Unit LP in ₹	●	▲
kW	HP						
240VΔ/415VY 50Hz+							
0.37	0.5	71	-	1LE7003-OCA22-3AA4	28,350	●	▲
0.55	0.75	71	-	1LE7003-OCA32-3AA4	32,000	●	▲
0.75	1	80	-	1LE7003-ODA22-3AA4	35,300	●	▲
1.1	1.5	80	-	1LE7003-ODA32-3AA4	41,000	●	▲
1.5	2	90S	S & L	1LE7003-OEA02-3AA4	46,200	●	▲
415VΔ 50Hz							
2.2	3	90L	S & L	1LE7003-OEA43-5AA4	55,450	●	▲

4 - Pole 1500 rev/min							
Output		Frame Size	Mounting Holes	Ordering Code (MLFB)	Unit LP in ₹	●	▲
kW	HP						
240VΔ/415VY 50Hz+							
0.25	0.35	71	-	1LE7003-OCB22-3AA4	29,050	●	▲
0.37	0.5	71	-	1LE7003-OCB32-3AA4	30,600	●	▲
0.55	0.75	80	-	1LE7003-ODB22-3AA4	36,550	●	▲
0.75	1	80	-	1LE7003-ODB32-3AA4	43,450	●	▲
1.1	1.5	90S	S & L	1LE7003-OEB02-3AA4	51,100	●	▲
1.5	2	90L	S & L	1LE7003-OEB42-3AA4	55,950	●	▲

+ As industry standard ratings ≤1.5kW are star connected and ratings >1.5kW are delta connected

Click on following symbols provided against respective ordering code for downloading data sheets and general arrangement drawing (GAD).

● Datasheet

▲ GAD

6 - Pole 1000 rev/min							
Output		Frame Size	Mounting Holes	Ordering Code (MLFB)	Unit LP in ₹	●	▲
kW	HP						
240VΔ/415VY 50Hz+							
0.18	0.25	71	-	1LE7003-OCC22-3AA4	31,700	●	▲
0.25	0.35	71	-	1LE7003-OCC32-3AA4	33,550	●	▲
0.37	0.5	80	-	1LE7003-ODC22-3AA4	36,350	●	▲
0.55	0.75	80	-	1LE7003-ODC32-3AA4	40,100	●	▲
0.75	1	90S	S & L	1LE7003-OEC02-3AA4	48,150	●	▲
1.1	1.5	90L	S & L	1LE7003-OEC42-3AA4	56,450	●	▲

Aluminum housing - 1LE7 IE2

Degree of Protection IP55, Insulation Class 'F', Ambient 50°C, Aluminum housing, Method of Cooling - IC411, 415V ± 10%, 50Hz ± 5%, combined 10%, IMB3 (foot mounted) version as per IS:12615 / IEC:60034-1

2 - Pole 3000 rev/min							
Output		Frame Size	Mounting Holes	Ordering Code (MLFB)	Unit LP in ₹	●	▲
kW	HP						
240VΔ/415VY 50Hz+							
0.37	0.5	71	-	1LE7001-OCA22-3AA4	24,100	●	▲
0.55	0.75	71	-	1LE7001-OCA32-3AA4	26,550	●	▲
0.75	1	80	-	1LE7001-ODA22-3AA4	32,450	●	▲
1.1	1.5	80	-	1LE7001-ODA32-3AA4	33,000	●	▲
1.5	2	90S	S & L	1LE7001-OEA02-3AA4	41,850	●	▲
415VΔ 50Hz							
2.2	3	90L	S & L	1LE7001-OEA43-5AA4	47,600	●	▲

4 - Pole 1500 rev/min							
Output		Frame Size	Mounting Holes	Ordering Code (MLFB)	Unit LP in ₹	●	▲
kW	HP						
240VΔ/415VY 50Hz+							
0.25	0.35	71	-	1LE7001-OCB22-3AA4	24,750	●	▲
0.37	0.5	71	-	1LE7001-OCB32-3AA4	25,450	●	▲
0.55	0.75	80	-	1LE7001-ODB22-3AA4	31,400	●	▲
0.75	1	80	-	1LE7001-ODB32-3AA4	33,700	●	▲
1.1	1.5	90S	S & L	1LE7001-0EB02-3AA4	43,000	●	▲
1.5	2	90L	S & L	1LE7001-0EB42-3AA4	47,700	●	▲

+ As industry standard ratings ≤1.5kW are star connected and ratings >1.5kW are delta connected







Click on following symbols provided against respective ordering code for downloading data sheets and general arrangement drawing (GAD).

● Datasheet

▲ GAD

6 - Pole 1000 rev/min							
Output		Frame Size	Mounting Holes	Ordering Code (MLFB)	Unit LP in ₹	●	▲
kW	HP						
240VΔ/415VY 50Hz+							
0.18	0.25	71	-	1LE7001-0CC22-3AA4	28,300	●	▲
0.25	0.35	71	-	1LE7001-0CC32-3AA4	28,750	●	▲
0.37	0.5	80	-	1LE7001-0DC22-3AA4	32,500	●	▲
0.55	0.75	80	-	1LE7001-0DC32-3AA4	34,950	●	▲
0.75	1	90S	S & L	1LE7001-0EC02-3AA4	44,300	●	▲
1.1	1.5	90L	S & L	1LE7001-0EC42-3AA4	52,250	●	▲

Selection & Ordering codes for 1LE7 Motors Aluminum housing

MLFB Position	Voltage code		Construction code	Winding Protection code	Terminal Box code	Incremental LP in INR		
	12th & 13th	Short code	14th	15th	16th	71	80	90
1LE7503 - □□□	■ -		□ - □□□□	□ - □□□□	□ - □□□■			
Voltage								
50Hz, 415VΔ [#]	3-5					<input type="checkbox"/>	<input type="checkbox"/>	<input type="checkbox"/>
50Hz, 240VΔ/415VY [#]	2-3					<input type="checkbox"/>	<input type="checkbox"/>	<input type="checkbox"/>
50Hz, 380VY	2-1					1,600	1,950	2,150
50Hz, 400VY	2-2					1,600	1,950	2,150
50Hz, 380VΔ	3-3					1,600	1,950	2,150
50Hz, 400VΔ	3-4					1,600	1,950	2,150
50Hz, 500VΔ [§]	4-0					1,600	1,950	2,150
50Hz, Any Non std voltage mentioned in Table 10.1 (upto 480V)	9-0	M1Y				1,600	1,950	2,150
Voltage other than above	9-0	M1Y				Contact Sales Office		
Customized winding	9-0	M1Y				1,600	1,950	2,150
Type of Construction								
 IMB3	A					<input type="checkbox"/>	<input type="checkbox"/>	<input type="checkbox"/>
 IMV1	G					1,250	1,350	1,800
 IMB5	F					1,250	1,350	1,800
 IMB14	K					1,600	1,950	2,150
 IMB35	J					1,500	1,850	2,550
 IMB34	N					1,600	1,950	2,150

MLFB Position	Voltage code		Construction code	Winding Protection code	Terminal Box code	Incremental LP in INR			
	12th & 13th	Short code	14th	15th	16th	71	80	90	
1LE7503 - □□□	■ -		□ - □□□□	□ - □□□□	□ - □□□■				
Winding Protection				MLFB:15th	Z Code if any				
Without protection				A		<input type="checkbox"/>	<input type="checkbox"/>	<input type="checkbox"/>	
3x PTC thermistors for tripping (Class F)				B		11,800	11,800	11,800	
3x PTC thermistors for tripping (Class B)				B	Q90	11,800	11,800	11,800	
Terminal Box Position									
Terminal Box on TOP						4	<input type="checkbox"/>	<input type="checkbox"/>	<input type="checkbox"/>

- Standard Version
- Without additional charges.

Note:

As industry standard ratings ≤1.5kW are star connected and ratings >1.5kW are delta connected.

@ Voltage code 9-0 in position 12-13 requires additional order code M1Y along with plain text mentioning voltage & frequency.

§ suitable for Grid operation only.

Extra Price Calculations

Accessories/Non std. features are in incremental LP. Add incremental LP to base price of motor & then offer discount.

Price Add-ons for 1LE7 Motors

Aluminum housing

Options (Non-standard features / Accessories)							
Sr. No.	Description	Z-Code	Remarks	Note	71	80	90
Connection and Connection Box							
1	External Grounding (Earthing) Terminal on motor feet	H04			<input type="checkbox"/>	<input type="checkbox"/>	<input type="checkbox"/>
2	Second external grounding (earthing) terminal on motor feet	H70			<input type="checkbox"/>	<input type="checkbox"/>	<input type="checkbox"/>
3	Rotation of the mains terminal box through 90°, entry from DE	R10			<input type="radio"/>	<input type="radio"/>	<input type="radio"/>
Environmental protection							
4	Sea worthy packaging	B12			24,950	24,950	24,950
Colour & Paint Finish							
Paint Shades (If no paint shade is selected, then RAL 7030 is the standard)							
5	Standard Paint Shade - RAL 7030				<input type="checkbox"/>	<input type="checkbox"/>	<input type="checkbox"/>
6	Motor supplied unpainted	S01			<input type="radio"/>	<input type="radio"/>	<input type="radio"/>
Mechanical Design & Degrees of Protection							
7	Mains Terminal box on NDE	H08			On Enquiry		
Rating Plate & Extra Rating Plate							
8	Extra rating plate with identification code - Auxilliary nameplate	Y82			900	900	900
9	Nameplate in accordance with IEC	B59			900	900	900
Shaft & Rotor							
10	Oil Tight shaft	H23	Only for flange motors and gear box assembly		3,650	3,650	3,650
Testing Charges							
11	Witnessing of Routine Test as per IS15999	B65			25,000	25,000	25,000
12	Visual Inspection (Includes Dimension Measurement and paint shade and thickness)	B66			3,650	3,650	3,650
13	Type test as per IS 15999	B83			80,000	80,000	80,000
14	Noise measurement without spectrum analysis with acceptance	B70			On Enquiry		
15	Noise measurement with spectrum analysis with acceptance	B72			On Enquiry		

- Standard Version
- Without additional charges.

Answering your needs of **Energy Efficient Motors.**

With our technologically advanced in-house test facility for the complete range of IE motors

Based on IEC 60034-30-1, the Indian standard IS 12615 for energy efficient IE2 / IE3 / IE4 motors refers to related standard IS/IEC 60034-2-1: 2024 'Rotating electrical machines; Part 2-1 for determining losses and efficiency from tests (excluding machines for traction vehicles)'. This calls for technically advanced test set up for testing the motors.

With our in-house state of the art test facility, the complete range of IE2 / IE3 and IE4 motors can be tested and the declared efficiency values can be met.



State-of-the-art test facility for acceptance testing by customers



First company to have in-house facility for testing complete range of IE motors



Efficiency determination as per IEC 60034-2-1: 2024



Wi-Fi enabled special working area for customers

CHAMPION Series Motors - 355 Frame size

CHAMPION Series. Degree of Prot. IP55, Ins Class 'F'. Ambient 50°C, S1 duty, Method of Cooling - IC411, 415V ±10%, 50Hz ± 5%, combined ±10%. Prices for IMB3 (foot mounted) versions. Ref. Standard: IS:12615 / IEC:60034-1

IE2 efficiency class - 1SE0..N

2 - Pole 3000 rev/min					4 - Pole 1500 rev/min				
Output		Frame Size	Ordering Code (MLFB)	Unit LP in ₹	Output		Frame Size	Ordering Code (MLFB)	Unit LP in ₹
kW	HP				kW	HP			
415VΔ 50Hz					415VΔ 50Hz				
250	335	355L	1SE0 356-2NC80	3,907,200	250	335	355L	1SE0 356-4NB80	3,953,500
315	425	355L	1SE0 357-2NC80*	4,317,000	315	425	355L	1SE0 357-4NB80	4,292,300
6 - Pole 1000 rev/min									
Output		Frame Size	Ordering Code (MLFB)	Unit LP in ₹	Output		Frame Size	Ordering Code (MLFB)	Unit LP in ₹
kW	HP				kW	HP			
415VΔ 50Hz									
160	215	355L	1SE0 356-6NB80	3,365,700					
200	270	355L	1SE0 357-6NC80	3,740,900					
250	335	355L	1SE0 358-6NB80	4,105,200					

IE3 efficiency class - 1LA2..N (for 2, 4 & 6pole) and 1SE0..Y (for 8pole)



2 - Pole 3000 rev/min					4 - Pole 1500 rev/min				
Output		Frame Size	Ordering Code (MLFB)	Unit LP in ₹	Output		Frame Size	Ordering Code (MLFB)	Unit LP in ₹
kW	HP				kW	HP			
415VΔ 50Hz					415VΔ 50Hz				
250	335	355L	1LA2 356-2NC80	4,251,800	250	335	355L	1LA2 356-4NB80	4,300,700
315	425	355L	1LA2 357-2NC80*	4,671,600	315	425	355L	1LA2 357-4NB80	4,667,200
6 - Pole 1000 rev/min					8 - Pole 750 rev/min				
Output		Frame Size	Ordering Code (MLFB)	Unit LP in ₹	Output		Frame Size	Ordering Code (MLFB)	Unit LP in ₹
kW	HP				kW	HP			
415VΔ 50Hz					415VΔ 50Hz				
160	215	355L	1LA2 356-6NB80	3,729,100	132	180	355L	1SE0 356-8YB80	3,606,800
200	270	355L	1LA2 357-6NC80	4,106,200	160	215	355L	1SE0 357-8YB80	4,008,000
250	335	355L	1LA2 358-6NB80	4,548,400	200	270	355L	1SE0 358-8YB80*	4,489,800

* Temp. rise limited to 80K

1LA2 & 1SE0 motors in 355L frame & construction with feet effective 6th Nov. 2023 have three mounting holes on the NDE corresponding to S, M & L.

CE mark will be stamped on the nameplate only if the motor conforms to the requirements of COMMISSION REGULATION (EU) 2019/1781 of 1st October 2019 and its amendment issued vide COMMISSION REGULATION (EU) 2021/341 of 23rd February 2021 of the European Union as effective from 1st July 2023.

Last digit of order code to change based on construction type

Construction	IMB3	IMB5/V1	IMB14	IMV1 with Canopy	IMB35	IMB34	IMB14
355	0	8	-	4	6	-	-

CHAMPION Series Motors - 355 Frame size - 1PQ0 - Y

1PQ0 Series - Separately cooled Converter duty motors for constant torque applications.
Degree of Prot. IP55, Ins Class 'F'. Ambient 50°C, S1 duty, 415V, 50Hz, Class F rise through VFD operation,
Cooling- IC 416.

IE3 efficiency class - 1PQ0..Y

2 - Pole 3000 rev/min

Output		Frame Size	Ordering Code (MLFB)	Unit LP in ₹
kW	HP			
415VΔ 50Hz				
250	335	355L	1PQ0 356-2YC80	4,445,600
315	425	355L	1PQ0 357-2YC80	4,904,900

6 - Pole 1000 rev/min

Output		Frame Size	Ordering Code (MLFB)	Unit LP in ₹
kW	HP			
415VΔ 50Hz				
160	215	355L	1PQ0 356-6YB80 [§]	3,905,000
200	270	355L	1PQ0 357-6YC80 [§]	4,369,800
250	335	355L	1PQ0 358-6YB80	4,782,100

4 - Pole 1500 rev/min

Output		Frame Size	Ordering Code (MLFB)	Unit LP in ₹
kW	HP			
415VΔ 50Hz				
250	335	355L	1PQ0 356-4YB80	4,500,800
315	425	355L	1PQ0 357-4YB80	4,849,800

8 - Pole 750 rev/min

Output		Frame Size	Ordering Code (MLFB)	Unit LP in ₹
kW	HP			
415VΔ 50Hz				
132	180	355L	1PQ0 356-8YB80	3,821,100
160	215	355L	1PQ0 357-8YB80	4,217,400
200	270	355L	1PQ0 358-8YB80 [§]	4,706,500

* Temp. rise limited to 80K

1PQ0 motors in 355L frame & construction with feet effective 6th Nov. 2023 have three mounting holes on the NDE corresponding to S, M & L.

CE mark will be stamped on the nameplate only if the motor conforms to the requirements of COMMISSION REGULATION (EU) 2019/1781 of 1st October 2019 and its amendment issued vide COMMISSION REGULATION (EU) 2021/341 of 23rd February 2021 of the European Union as effective from 1st July 2023.

\$ Please contact nearest sales office for CE mark.

Insulated bearings are mandatory for 1PQ0 motors, when operated in constant torque modes below 5Hz of frequency.

Please refer to Price Add-ons for Accessories & prices of insulated bearings. The insulated bearings are NOT included in the above LP.

Last digit of order code to change based on construction type

Construction	IMB3	IMB5/V1	IMB14	IMV1 with Canopy	IMB35	IMB34	IMB14
355	0	8	-	4	6	-	-

CHAMPION Series Motors - 355 Frame size - IE4



CHAMPION Series. Degree of Prot. IP55, Ins Class 'F'. Ambient 50°C, S1 duty, Method of Cooling - IC411, 415V ±10%, 50Hz ± 5%, combined ±10%. Prices for IMB3 (foot mounted) versions. Ref. Standard: IS:12615 / IEC:60034-1

IE4 efficiency class - 1LA2..W

2 - Pole 3000 rev/min					4 - Pole 1500 rev/min				
Output		Frame Size	Ordering Code (MLFB)	Unit LP in ₹	Output		Frame Size	Ordering Code (MLFB)	Unit LP in ₹
kW	HP				kW	HP			
415VΔ 50Hz					415VΔ 50Hz				
250	335	355L	1LA2 356-2WC80	5,102,100	250	335	355L	1LA2 356-4WA80	5,177,700
315	425	355L	1LA2 357-2WC80*	5,656,900	315	425	355L	1LA2 357-4WA80	5,600,700
					355	475	355L	-	On request
6 - Pole 1000 rev/min					8 - Pole 750 rev/min				
Output		Frame Size	Ordering Code (MLFB)	Unit LP in ₹	Output		Frame Size	Ordering Code (MLFB)	Unit LP in ₹
kW	HP				kW	HP			
415VΔ 50Hz					415VΔ 50Hz				
160	215	355L	1LA2 356-6WA80	4,490,300	132	180	355L	1LA2 356-8WB80	4,576,300
200	270	355L	1LA2 357-6WA80	5,021,300	160	215	355L	1LA2 357-8WB80	On request
250	335	355L	1LA2 358-6WA80*	5,427,100	200	270	355L	1LA2 358-8WB80*	On request
275	365	355L	-	On request					

1PQ0 Series - Separately cooled Converter duty motors for constant torque applications. Degree of Prot. IP55, Ins Class 'F'. Ambient 50°C, S1 duty, 415V, 50Hz, Class F rise through VFD operation, Cooling- IC 416.

IE4 efficiency class - 1PQ0..W

2 - Pole 3000 rev/min					4 - Pole 1500 rev/min				
Output		Frame Size	Ordering Code (MLFB)	Unit LP in ₹	Output		Frame Size	Ordering Code (MLFB)	Unit LP in ₹
kW	HP				kW	HP			
415VΔ 50Hz					415VΔ 50Hz				
250	335	355L	1PQ0 356-2WC80	5,384,100	250	335	355L	1PQ0 356-4WA80	5,477,900
315	425	355L	1PQ0 357-2WC80	5,994,900	315	425	355L	1PQ0 357-4WA80	5,899,800
6 - Pole 1000 rev/min					6 - Pole 1000 rev/min				
Output		Frame Size	Ordering Code (MLFB)	Unit LP in ₹	Output		Frame Size	Ordering Code (MLFB)	Unit LP in ₹
kW	HP				kW	HP			
415VΔ 50Hz					415VΔ 50Hz				
160	215	355L	1PQ0 356-6WA80	4,750,500	160	215	355L	1PQ0 356-6WA80	4,750,500
200	270	355L	1PQ0 357-6WA80	5,313,300	200	270	355L	1PQ0 357-6WA80	5,313,300
250	335	355L	1PQ0 358-6WA80	5,758,700	250	335	355L	1PQ0 358-6WA80	5,758,700

* Please contact nearest sales office for CE mark.

*Temp.rise limited to 80K

1LA2, 1SE0 & 1PQ0 motors in 355L frame & construction with feet effective 6th Nov. 2023 have three mounting holes on the NDE corresponding to S, M & L.


For 1PQ0, LP is inclusive of the blower and inverter grade insulation scheme.

Insulated bearings are mandatory for 1PQ0 motors, when operated in constant torque modes below 5Hz of frequency.

Please refer to Price Add-ons for Accessories & prices of insulated bearings. The insulated bearings are NOT included in the above LP.

Last digit of order code to change based on construction type

Construction	IMB3	IMB5/V1	IMB14	IMV1 with Canopy	IMB35	IMB34	IMB14
355	0	8	-	4	6	-	-



N – Compact Motors

Driving productivity

With growing challenges in the industry to improve productivity and simultaneously decrease costs, Innomotics offers the high-performance N-Compact Motors that are energy-efficient and offer maximum reliability and flexibility. With its TEFC design these motors are apt for all critical applications.

N-Compact Motors

- Range 250kW - 1250kW (TEFC Enclosure –IC411/IC416)
- Low noise and vibration level
- High power to weight ratio
- Dual cooling circuit for uniform heat dissipation

For more information call us on 1800 209 1800

SALOC

INNOMOTICS

1LA8 N-compact Motors - IE3



1LA8 N compact Motors. Degree of Prot. IP55, Ins Class 'F'. 415V ±10%, 50Hz ± 5%, combined ±10%, Cooling - IC411, Prices for IMB3 (foot mounted) versions. Amb. 45°C, S1 duty, Ref. Standard: IS:12615 / IEC:60034-1

2 - Pole 3000 rev/min			
Output kW	Frame Size	Ordering Code (MLFB)	Unit LP in ₹
415VΔ 50Hz			
355	355	1LA8 354-2AC70	5,905,500
400	355	1LA8 356-2AC70	6,235,800
500	355	1LA8 357-2AC70	6,844,700
560	400	1LA8 403-2AC70	on Enquiry
630	400	1LA8 405-2AC70	on Enquiry
710*	400	1LA8 407-2AC00	on Enquiry

4 - Pole 1500 rev/min			
Output kW	Frame Size	Ordering Code (MLFB)	Unit LP in ₹
415VΔ 50Hz			
355	355	1LA8 353-4AB70	5,482,100
400	355	1LA8 356-4AB70	6,183,300
500	355	1LA8 357-4AB70	6,814,000
560	400	1LA8 404-4YB70	on Enquiry
630	400	1LA8 406-4AB70	on Enquiry
710*	400	1LA8 407-4AB00	on Enquiry
800*	450	1LA8 452-4AC00	on Enquiry
900*	450	1LA8 454-4AC00	on Enquiry
1000*	450	1LA8 456-4AC00	on Enquiry
1125*	500	1LA8 460-4AD00	on Enquiry
1250*	500	1LA8 462-4AD00	on Enquiry

1LA8 2P motors in frames 355 & 400 will have unidirectional fan for CW rotation as viewed from DE. For CCW direction please explicitly specify in the order.

6 - Pole 1000 rev/min			
Output kW	Frame Size	Ordering Code (MLFB)	Unit LP in ₹
415VΔ 50Hz			
315	355	1LA8 356-6YB70	5,872,200
400	355	1LA8 357-6AB70	6,356,300
450	400	1LA8 402-6AD70	on Enquiry
500	400	1LA8 404-6AD70	on Enquiry
560	400	1LA8 406-6AD70	on Enquiry
630	450	1LA8 452-6AD70	on Enquiry
710*	450	1LA8 454-6AD00	on Enquiry
800*	450	1LA8 456-6AD00	on Enquiry
900*	500	1LA8 460-6AD00	on Enquiry
1000*	500	1LA8 462-6AD00	on Enquiry

8 - Pole 750 rev/min			
Output kW	Frame Size	Ordering Code (MLFB)	Unit LP in ₹
415VΔ 50Hz			
250	355	1LA8 355-8YB70	5,343,600
315	355	1LA8 357-8AB70	5,810,300
355	400	1LA8 402-8AD70	on Enquiry
400	400	1LA8 404-8AD70	on Enquiry
450	400	1LA8 406-8AD70	on Enquiry
500	450	1LA8 452-8AD70	on Enquiry
560	450	1LA8 454-8AD70	on Enquiry
630	450	1LA8 456-8AD70	on Enquiry
710*	500	1LA8 460-8AD00	on Enquiry
790*	500	1LA8 462-8AD00	on Enquiry

Order No. Suffixes

Frame (shaft height)	Last but one place : Figure denoting supply*				Last place : Figure denoting construction		
	400VΔ, 50Hz / 690V Y, 50Hz	415VΔ, 50Hz	500VΔ, 50Hz	690VΔ, 50Hz	IMB3	IMV1 without canopy	IMB35
355	6	7	5	0	0	8	6
400/450/500						-	-

Please contact nearest sales office for higher ambient temperature requirements.

Note: Applicable Standards - 1) ≤ 1000 kW - IS 12615/IEC 60034-1
2) >1000kW - IEC 60034-1

IE efficiency is applicable for ratings upto 1000kW.

* Available with 690VD as grid supplied standard voltage. For any other voltages please contact your nearest sales office.

For 1LA8 operation with VFD, insulated bearing at NDE is mandatory and the price has to be considered extra as per extras for accessories and pricing.

CE mark will be stamped on the nameplate only if the motor conforms to the requirements of COMMISSION REGULATION (EU) 2019/1781 of 1st October 2019 and its amendment issued vide COMMISSION REGULATION (EU) 2021/341 of 23rd February 2021 of the European Union.

1PQ8 - N Compact Motors IE3 for Converter (VFD) Duty Applications



1PQ8 Series - Separately Cooled. Degree of Prot. IP55, Ins Class 'F'. 415V, 50Hz
Cooling IC 416. Prices for IMB3 (foot mounted) versions. Amb. 45°C, S1 duty, Ref. Standard: IS:12615 / IEC:60034-1

2 - Pole 3000 rev/min

Output kW	Frame Size	Ordering Code (MLFB)	Unit LP in ₹
415VΔ 50Hz			
355	355	1PQ8 354-2PC70	6,363,500
400	355	1PQ8 356-2PC70	6,641,700
500	355	1PQ8 357-2PC70	7,022,100
560	400	1PQ8 403-2PC70	on Enquiry
630	400	1PQ8 405-2PC70	on Enquiry
675*	400	1PQ8 407-2PC00	on Enquiry

4 - Pole 1500 rev/min

Output kW	Frame Size	Ordering Code (MLFB)	Unit LP in ₹
415VΔ 50Hz			
355	355	1PQ8 353-4PB70	5,980,200
400	355	1PQ8 356-4PB70	6,443,300
500	355	1PQ8 357-4PB70	7,201,400
560	400	1PQ8 404-4PB70	on Enquiry
630	400	1PQ8 406-4PB70	on Enquiry
670*	400	1PQ8 407-4PB00	on Enquiry
760*	450	1PQ8 452-4PC00	on Enquiry
850*	450	1PQ8 454-4PC00	on Enquiry
950*	450	1PQ8 456-4PC00	on Enquiry
1060*	500	1PQ8 460-4PD00	on Enquiry
1180*	500	1PQ8 462-4PD00	on Enquiry

6 - Pole 1000 rev/min

Output kW	Frame Size	Ordering Code (MLFB)	Unit LP in ₹
415VΔ 50Hz			
315	355	1PQ8 356-6PB70	6,082,700
400	355	1PQ8 357-6PB70	6,616,700
450	400	1PQ8 402-6PD70	on Enquiry
500	400	1PQ8 404-6PD70	on Enquiry
560	400	1PQ8 406-6PD70	on Enquiry
630	450	1PQ8 452-6PD70	on Enquiry
670*	450	1PQ8 454-6PD00	on Enquiry
760*	450	1PQ8 456-6PD00	on Enquiry
850*	500	1PQ8 460-6PD00	on Enquiry
950*	500	1PQ8 462-6PD00	on Enquiry

8 - Pole 750 rev/min

Output kW	Frame Size	Ordering Code (MLFB)	Unit LP in ₹
415VΔ 50Hz			
250	355	1PQ8 355-8PB70	6,001,700
315	355	1PQ8 357-8PB70	6,352,900
355	400	1PQ8 402-8PD70	on Enquiry
400	400	1PQ8 404-8PD70	on Enquiry
450	400	1PQ8 406-8PD70	on Enquiry
500	450	1PQ8 452-8PD70	on Enquiry
560	450	1PQ8 454-8PD70	on Enquiry
630	450	1PQ8 456-8PD70	on Enquiry
670*	500	1PQ8 460-8PD00	on Enquiry
750*	500	1PQ8 462-8PD00	on Enquiry

Order No. Suffixes

Frame (shaft height)	Last but one place : Figure denoting supply#				Last place : Figure denoting construction		
	400VΔ, 50Hz / 690V Y, 50Hz	415VΔ, 50Hz	500VΔ, 50Hz	690VΔ, 50Hz	IMB3	IMV1 without canopy	IMB35
355						8	6
400/450/500	6	7	5	0	0	-	-

Please contact nearest sales office for higher ambient temperature requirements.

Note: Applicable Standards - 1) <= 1000 kW - IS 12615/IEC 60034-1
2) >1000kW - IEC 60034-1

IE efficiency is applicable for ratings upto 1000kW.

* Available with 690VD as standard voltage.

690V Y Design available against requirement. Please contact your nearest Sales Office.

The List price is inclusive of insulated Bearing at NDE, the blower arrangement, 3x PTC thermistors for Alarm, 3x PTC thermistors for Trip, ACH and inverter grade insulation scheme.

Price Add-ons for 1SE0, 1LA2, 1PQ0 & 1LA8 (1PQ8)

Sr. No.	Description	Z-Code	Remarks	Note	Frames 355	Frames 1LA8/1PQ8	Extra as % of LP or Absolute [whichever is lesser]*	
							%	R
Non-standard Winding								
1	Non-standard output	L1Y	Give details in plain text	*	✓	✓	Nil	Nil
2	Non-standard voltage 220-690V and/or Frequency (Grid Supply)		Give details in plain text	#, &	✓	✓	5%	-
3	Class 'H'				✓	✓	7.5%	-
4	Anticlockwise direction	K98	Viewed from drive end		✓	✓	Nil	Nil
5	Direction indicating Arrow	N08			✓	✓	Nil	Nil
Winding Protection								
6	3 PTC - Trip	A11	Class B	@	✓	✓	-	3,550
7	3 + 3 PTC. 3 for Alarm, 3 for Trip	A12	Class B	@	✓	✓	-	7,150
8	6 PTC - Trip	A13	Class B	@,7	✓	✓	-	7,150
9	3 PTC - Trip	A14	Class F	@,7	✓	✓	-	3,550
10	3 + 3 PTC. 3 for Alarm, 3 for Trip	A15	Class F	@,7	✓	✓	-	7,150
11	6 PTC - Trip	A16	Class F	@,7	✓	✓	-	7,150
12	RTDs - 3 Nos. PT 100 Simplex	A60		@	✓	✓	-	12,650
	RTDs - 6 Nos. PT 100 Simplex	A61		✓	✓	-	25,250	
13	Epoxy gel coat on winding overhang	C46	Class B rise		✓	✓	2%	-
Non-standard Constructions								
14	Construction IMB35				✓	✓	5%	-
15	Construction IM V1 - without canopy		For 1LA8/ 1PQ8 possible only up to 400 Frame		✓	✓	5%	-
16	Construction IM V1 - with canopy			1	✓	✓	7%	✓
Terminal Box								
17	T. Box on RHS with adaptor piece	K09	For 1LA2, 1SE0 & 1PQ0		✓	✓	-	Nil
18	T. Box on LHS with adaptor piece	K10	For 1LA2, 1SE0 & 1PQ0		✓	✓	-	Nil
19	T. Box on RHS without adaptor piece	K09	For 1LA8 / 1PQ8 only	3	✓	✓	-	Nil
20	T. Box on LHS without adaptor piece	K10	For 1LA8 / 1PQ8 only	3	✓	✓	-	Nil
21	Reducers				✓	✓	-	5,300
22	Fixing of Cable Glands		To be supplied by Sales after approval from Factory		✓	✓	On Enquiry	
23	Flying Leads	K58	Lead length of 3m (approx.)		✓	On Enquiry	5%	-
24	T. box turned 90 deg.	K84	Cable entry from NDE		✓	✓	Nil	Nil
25	T. box turned 180 deg.	K85			✓	✓	Nil	Nil
26	Larger T. Box (one size)	N07			✓	✓	On Enquiry	
Shaft extensions and related modifications								
27	Standard Double Shaft Extension	K16		1	✓	✓	5%	-
28	Non-std. cylindrical Extension	Y55		*	✓	✓	5%	-
29	Non-std. double Shaft Extension	Y56		*,1	✓	✓	10%	-
30	Tapered shaft extension				✓	✓	On Enquiry	
31	Labyrinth seal	K17			✓	✓	-	4,300
Bearings								
32	NU bearing at DE	K20			✓	✓	-	20,250
33	BTDs - 2 Nos. Simplex	A72			✓	✓	-	11,900
34	Provision of threading for fixing Shock Pulse Monitoring [SPM] Probe for vibration measurement				✓	✓	3%	-
Painting								
35	Epoxy base paint	K26	Shade 631 as per IS:5		✓	✓	5%	-
36	Epoxy base paint-other shade	K27			✓	✓	10%	-
37	Normal paint other shade	Y53			✓	✓	5%	-
38	Only Red-oxide coating	K24			✓	✓	No price reduction	

Notes:

- Not available for 1PQ series motors
- Certificate shall be provided on additional costs. Please contact sales office for cost.
- Subsequent change of location from LHS to RHS not possible in 1LA8, 1PQ8. Please contact Sales office.
- Not for 1LA8/1PQ8 Motors
- For 355L frame 1SE0/1LA2 in 4-8P and 1LA8 motors, Sheet Metal fan will be given instead of CI when plastic fan is not acceptable.
- Inverter grade insulation is included in list prices for 1PQ series of motors and 1LA8 series of motors.
- Prices of ACH, 3x PTCs for Alarm and 3x PTCs for Trip are included in the list price for 1LA8 and 1PQ8 Motors

- * Prior quotation from works necessary
- @ Auxiliary Terminal will be provided in auxiliary terminal box for 1XB7 322 and above
- # Prior quotation from works necessary for frequency other than 50Hz
- ! Please contact sales office
- & All 60 motors delivered on or after 1st July 2021 will not be marked CE.
- + Extra Price Calculations**
- a) Wherever percentage is mentioned, add to LP and then offer discount.**
- b) Where absolute values are mentioned, same to be directly added to the nett price (No discounts applicable on absolute values).**

Price Add-ons for 1SE0, 1LA2, 1PQ0 & 1LA8 (1PQ8)


Sr. No.	Description	Z-Code	Remarks	Note	Frames 355	Frames 1LA8/1PQ8	Extra as % of LP or Absolute [whichever is lesser]*	
							%	R
NS Fan and Fan Cowl								
39	Metallic Fan (for 1SE0/1LA2 series 355 frame 2P motors - CI Fan is standard) all other motors have plastic fan by default	K35	Where Plastic Fan is Std.	1, 5	✓	✓	-	11,900
40	Fan-cowl with canopy	N19			✓	✓	5%	-
41	Clean Flow Fan Cowl (without screen & with canopy)				✓		5%	-
Ingress Protection								
42	Type of Protection IP 56	K52		*2	10%	10%	-	-
	Type of Protection IP 65	K50		*2	15%	On Enquiry	-	-
Other Miscellaneous Features								
43	S3/S4 Duty Motors	CDM			✓	✓	-	Nil
44	Anti-condensation heaters 220 - 240V, 1Ph	K45	For Frames 355	@.7	✓	✓	-	5,300
45	Vibration Severity Grade R	K01	As per [IS:12075]	*	✓	✓	-	On Enquiry
46	Increased Flange accuracy	K04	As per [IS:2223]	*	✓	✓	-	On Enquiry
47	Auxiliary data plate	N09	Specify punching details		✓	✓	Nil	Nil
48	Wooden Packing		Frames 355		✓	✓	-	14,500
			For 1LA8/1PQ8 355		✓	✓	-	25,500
			For 1LA8/1PQ8 400		✓	✓	-	28,800
			For 1LA8/1PQ8 450 and above		✓	✓	-	36,200
49	Sea Worthy Packing		Frames 355		✓	✓	-	43,350
			For 1LA8/1PQ8 355		✓	✓	-	57,650
			For 1LA8/1PQ8 400		✓	✓	-	72,200
			For 1LA8/1PQ8 450 and above		✓	✓	-	86,450
Converter Fed Motors								
50	Inverter grade winding treatment (Voltages < 500V) VPI = Vacuum Pressure Impregnation	VPI	For frame 355 and 1LA8	6	✓	✓	Nil	Nil
	Inverter grade winding for Voltages >500V		For frame 355 and 1LA8		✓	✓	On Enquiry	
51	Insulated Bearing at NDE	L27	1LA2/1PQ0/1SE0 Frames 355		✓	✓	-	61,300
			1LA8 Frames 355 [355 Frame 4-8P]		✓	✓	-	70,300
			1LA8 Frame 355,400 - 2Pole		✓	✓	-	107,750
			1LA8 Frames 400		✓	✓	-	86,900
52	Mounting arrangement for encoder [encoder not in Siemens' scope of supply]	G56	Specific models of Baumer, Leine & Linde, and mutually agreed models during enquiry stage.	*	✓	✓	5%	-
53	Encoder Mounted on motors. Encoder will be supplied by Siemens in makes as indicated in the remarks column		Specific models of Baumer, Leine & Linde, and mutually agreed models during enquiry stage.	*	✓	✓	On Enquiry	
Testing Charges								
54	Witnessing of Routine Test as per IS:325 (IS:15999 wherever applicable)		Frames 355		✓	✓	-	29,750
			Frames 400 - 500		✓	✓	-	45,850
55	Type test as per IS:325 (IS:15999 wherever applicable)		Frames 355	4	✓	✓	-	52,400
			For 1LA8/1PQ8 355 - 400		✓	✓	-	76,200
			For 1LA8/1PQ8 450	*	✓	✓	-	89,350

Notes:

- Not available for 1PQ series motors
- Certificate shall be provided on additional costs. Please contact sales office for cost.
- Subsequent change of location from LHS to RHS not possible in 1LA8, 1PQ8. Please contact Sales office.
- Not for 1LA8/1PQ8 Motors
- For 355L frame 1SE0/1LA2 in 4-8P and 1LA8 motors, Sheet Metal fan will be given instead of CI when plastic fan is not acceptable.
- Inverter grade insulation is included in list prices for 1PQ series of motors and 1LA8 series of motors.
- Prices of ACH, 3x PTCs for Alarm and 3x PTCs for Trip are included in the list price for 1LA8 and 1PQ8 Motors

- * Prior quotation from works necessary
- @ Auxiliary Terminal will be provided in auxiliary terminal box for 1XB7 322 and above
- # Prior quotation from works necessary for frequency other than 50Hz
- ! Please contact sales office
- & All 60 motors delivered on or after 1st July 2021 will not be marked CE.
- + Extra Price Calculations**
- a) Wherever percentage is mentioned, add to LP and then offer discount.**
- b) Where absolute values are mentioned, same to be directly added to the nett price (No discounts applicable on absolute values).**

Roller Table Motor - 1PC7



Where reliability
meets innovation



**Application specific
design**

For custom fit



**VFD capable, IVIC-C as
per IEC 60034-18-41**

Easy speed control



**Special sealing
system for corrosion
protection**

Rust protection



**Suitable for high
vibration & shock
applications**

Shock-proof



**Spheroidal graphite
cast iron housing
with circular fins**

Made for rugged use



**Stainless steel shaft &
C5 corrosion resistant
paint**

Stainless steel shaft,
C5 corrosion resistant
paint & IP66



Support and Consulting Services



Training Services



Spare Parts Services



Service Programs and Agreements



Repair Services



Field and Maintenance Services



Retrofit and Modernization Services

Industry Services

A comprehensive portfolio of services for products, systems, and applications as well as value-added and data-based services throughout the entire lifecycle of machines and plants

Our qualified Service Experts support you to achieve increased Productivity, Flexibility and Efficiency. For further support, please contact us using the information below.

Log your Service requests online
<https://srf.industryservices-in.siemens.cloud/Transactions/ServiceRequestForm.aspx>



Call our Customer Care Centre for your service requests
Toll Free No. 1800 209 0987 / 1800 220 987 - Monday to Saturday - 8.00am to 7:00pm



Online support for your technical queries and information
www.siemens.com/sios



Avail 24*7 Online Support www.siemens.com/sios
Siemens online support app available for Apple iOS and android smart mobiles



Book your training today.
Latest training calendar available at www.siemens.co.in/sitrain



SALOC

INNOMOTICS

SALOC

Authorised Channel Partner

SALOC Technologies Pvt. Ltd.,

#274/14, New Guddada halli, Mysore Road,

Bangalore - 560026, Karnataka .

Phone : 91-80-2675 5000

Mobile / WhatsApp : 91-98684 47828

Mail to : sales@saloc.in Website : www.saloc.in

Your success booster

For more information, feel free to connect with us:

For sales contact:

Siemens Limited

Low Voltage Motors

RC-IN-REM-LVM-1011-2025

call us on 1800 209 0987, Email: motors.in@siemens.com

Subject to changes and errors. The information given in this document only contains general descriptions and/or performance features, which may not always specifically reflect those described, or which may undergo modification in the course of further development of the products. The requested performance features are binding only when they are expressly agreed upon in the concluded contract.

All product names and designations may be trademarks of Innomotics GmbH or other companies whose component is used in the product. Any use of these names, designations, mark, etc. by third parties for their own purposes could infringe the rights of the respective owners.

Innomotics legal information, trademarks or logos contained in product-related documents do not necessarily represent the actual branding used for the products. Any technical product information remains valid independently of the brand.

© Innomotics 2026